Week 08

26th February – 04th March 2014

the technical analyst AWARDS 2011 FINALIST

Summary

MAJORS
+ Euro Dollar
+ Dollar Yen
+ Dollar Swiss
+ Sterling Dollar
+ US Dollar Index

CROSSES
+ Euro Yen
+ Euro Sterling
+ Euro Swiss
+ Sterling Yen

MINORS
+ US Dollar CAD Dollar
+ AUS Dollar US Dollar
+ NZ Dollar US Dollar
+ US Dollar SA Rand
+ US Dollar SING Dollar

Disclaimer

The FX Specialist Guide

Philip J Allwright

Mark Sturdy

Authorised and regulated by the FSA

Summary

Summary

MAJORS			
+ Euro Dollar	Stay	SQUARE	38.2% support prompts bounce
+ Dollar Yen	Stay	BULLISH	market in pullback mode s/term
+ Dollar Swiss	Stay	SQUARE	pullback in progress
+ Sterling Dollar	Stay	BULLISH	rebound sees new recovery highs
+ US Dollar Index	Stay	SQUARE	recovery currently stalled
CROSSES			
+ Euro Yen	Stay	BULLISH	channel base provides support
+ Euro Sterling	Stay	BEARISH	61.8% retracement still supportive
+ Euro Swiss	Stay	SQUARE	price holding above Dec low
+ Sterling Yen	Stay	BULLISH	rebound in progress
MINORS			
+ US Dollar CAD Dollar	Stay	BULLISH	channel top offers support
+ AUS Dollar US Dollar	Stay	SQUARE	price rebounds modestly
+ NZ Dollar US Dollar	Stay	SQUARE	rebound fizzled out
+ US Dollar SA Rand	Stay	BULLISH	bulls remain in control
+ US Dollar SING Dollar	Stay	SQUARE	s/term bounce underway

Disclaimer

MAJORS

In **EUR/USD** a rebound is in process. **USD/JPY** remains in correction mode for now. The **USD/CHF** recovery attempt recently stalled, a pullback underway . **GBP/USD** recently rallied to a new recovery high. **US Dollar Index** has eased once more.

Summary

MAJORS
+ Euro Dollar
+ Dollar Yen
+ Dollar Swiss
+ Sterling Dollar
+ US Dollar Index

CROSSES
+ Euro Yen
+ Euro Sterling
+ Euro Swiss
+ Sterling Yen

MINORS
+ US Dollar CAD Dollar
+ AUS Dollar US Dollar
+ NZ Dollar US Dollar
+ US Dollar SA Rand
+ US Dollar SING Dollar

Disclaimer

Euro Dollar

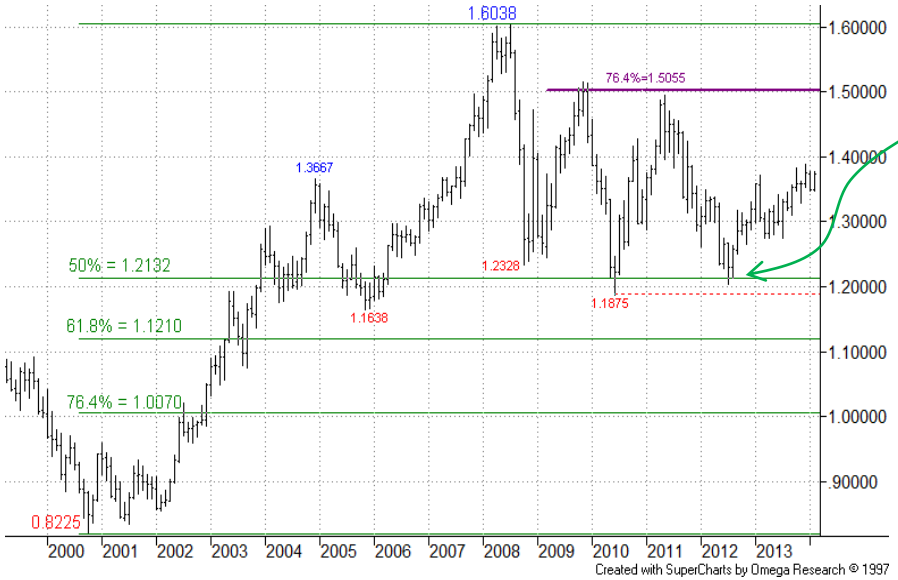

Euro Dollar – Monthly Chart:

The market has been recovering off 50% retracement support, avoiding a test of the 1.1875 Jun-10 low.

More

Summary

MAJORS

+ Euro Dollar
+ Dollar Yen
+ Dollar Swiss
+ Sterling Dollar
+ US Dollar Index

CROSSES

+ Euro Yen
+ Euro Sterling
+ Euro Swiss
+ Sterling Yen

MINORS

+ US Dollar CAD Dollar
+ AUS Dollar US Dollar
+ NZ Dollar US Dollar
+ US Dollar SA Rand
+ US Dollar SING Dollar

Disclaimer

Euro Dollar

Euro Dollar – Weekly Chart:

The medium term recovery recently hit resistance from the long term 61.8% retracement – we stay on the lookout for a possible reversal as bulls fade away.

Summary

MAJORS

+ Euro Dollar
+ Dollar Yen
+ Dollar Swiss
+ Sterling Dollar
+ US Dollar Index

CROSSES

+ Euro Yen
+ Euro Sterling
+ Euro Swiss
+ Sterling Yen

MINORS

+ US Dollar CAD Dollar
+ AUS Dollar US Dollar
+ NZ Dollar US Dollar
+ US Dollar SA Rand
+ US Dollar SING Dollar

Disclaimer

Euro Dollar

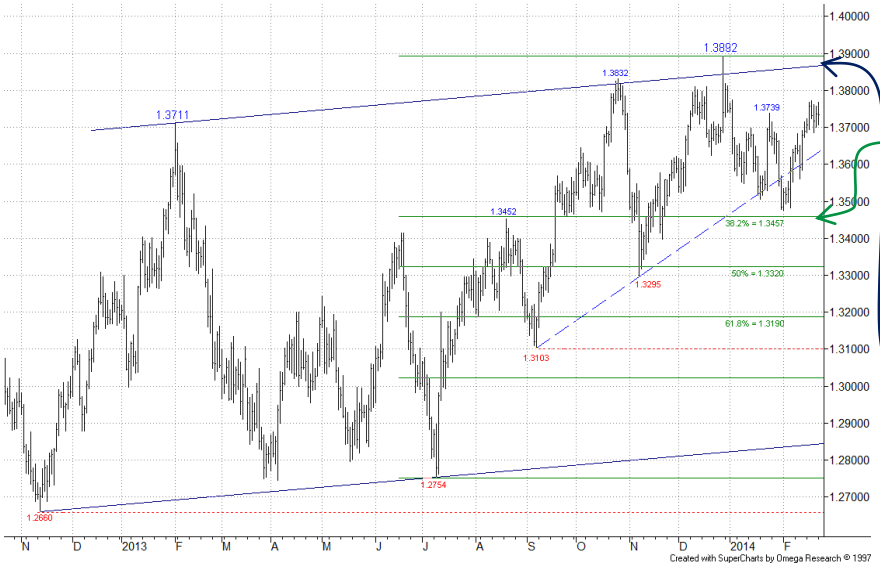

Euro Dollar – Daily Chart:

Support recently came from the 1.3457 38.2% retracement area – a rebound remains in process.

As before, we are inclined to expect this to prove short-lived prior to further weakness. In this respect resistance from the channel top should hold.

<u>We remain sidelined for now.</u>

Summary

MAJORS
+ Euro Dollar
+ Dollar Yen
+ Dollar Swiss
+ Sterling Dollar
+ US Dollar Index

CROSSES
+ Euro Yen
+ Euro Sterling
+ Euro Swiss
+ Sterling Yen

MINORS
+ US Dollar CAD Dollar
+ AUS Dollar US Dollar
+ NZ Dollar US Dollar
+ US Dollar SA Rand
+ US Dollar SING Dollar

Disclaimer

Dollar Yen

Dollar Yen – Monthly Chart:

The long term recovery has now neared a falling resistance line at 106.60, where bulls could temporarily struggle.

Dollar Yen – Weekly Chart:

The 105.60 61.8% retracement level has been reached, where resistance emerged.

Summary

MAJORS
+ Euro Dollar
+ Dollar Yen
+ Dollar Swiss
+ Sterling Dollar
+ US Dollar Index

CROSSES
+ Euro Yen
+ Euro Sterling
+ Euro Swiss
+ Sterling Yen

MINORS
+ US Dollar CAD Dollar
+ AUS Dollar US Dollar
+ NZ Dollar US Dollar
+ US Dollar SA Rand
+ US Dollar SING Dollar

Disclaimer

Dollar Yen

Dollar Yen – Daily Chart:

The market correction has paused s/term, this following violation of the May-13 103.73 high.
As before, dips should hold above the rising support line just below 100.00 in order to avoid a deeper/more prolonged corrective phase.

We maintain a bull stance here.

Summary

MAJORS
+ Euro Dollar
+ Dollar Yen
+ Dollar Swiss
+ Sterling Dollar
+ US Dollar Index

CROSSES
+ Euro Yen
+ Euro Sterling
+ Euro Swiss
+ Sterling Yen

MINORS
+ US Dollar CAD Dollar
+ AUS Dollar US Dollar
+ NZ Dollar US Dollar
+ US Dollar SA Rand
+ US Dollar SING Dollar

Disclaimer

Dollar Swiss

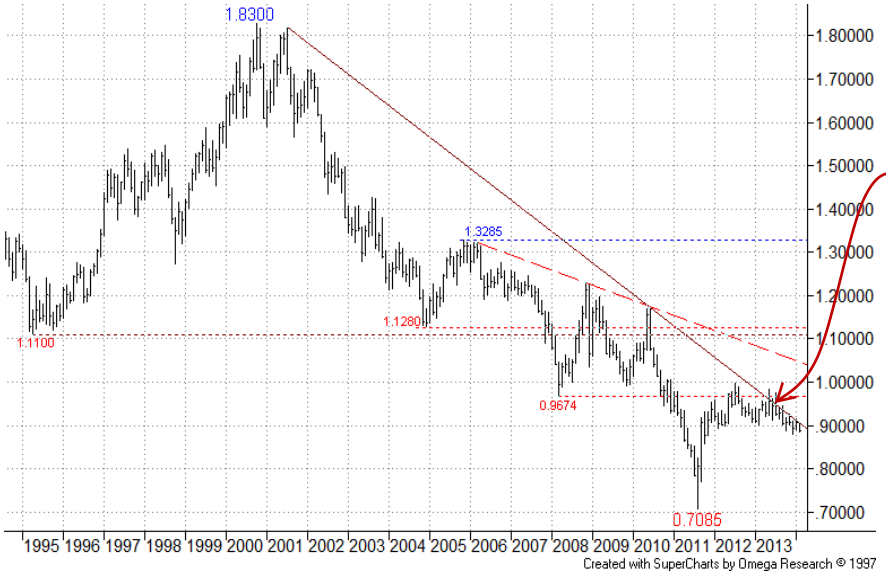

Dollar Swiss – Monthly Chart:

The market recently tested the main falling resistance line but has yet to break higher.

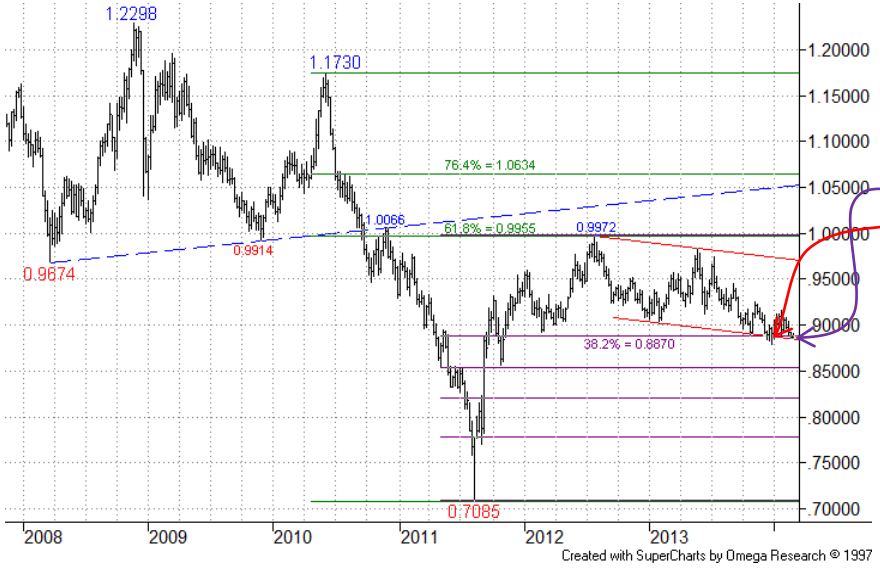

Dollar Swiss – Weekly Chart:

Dual support on this chart has come from the 0.8870 38.2% pullback level and channel base projection.

Summary

MAJORS
+ Euro Dollar
+ Dollar Yen
+ Dollar Swiss
+ Sterling Dollar
+ US Dollar Index

CROSSES
+ Euro Yen
+ Euro Sterling
+ Euro Swiss
+ Sterling Yen

MINORS
+ US Dollar CAD Dollar
+ AUS Dollar US Dollar
+ NZ Dollar US Dollar
+ US Dollar SA Rand
+ US Dollar SING Dollar

Disclaimer

Dollar Swiss

Dollar Swiss – Daily Chart:

The market continues to ease, gradually nearing the 0.8796 late Dec low. Bulls waiting in the wings will need this low to hold. A later recovery through the 0.9156 Jan high would be the next positive sign here.

We stay sidelined for now.

Summary

MAJORS
+ Euro Dollar
+ Dollar Yen
+ Dollar Swiss
+ Sterling Dollar
+ US Dollar Index

CROSSES
+ Euro Yen
+ Euro Sterling
+ Euro Swiss
+ Sterling Yen

MINORS
+ US Dollar CAD Dollar
+ AUS Dollar US Dollar
+ NZ Dollar US Dollar
+ US Dollar SA Rand
+ US Dollar SING Dollar

Disclaimer

Sterling Dollar

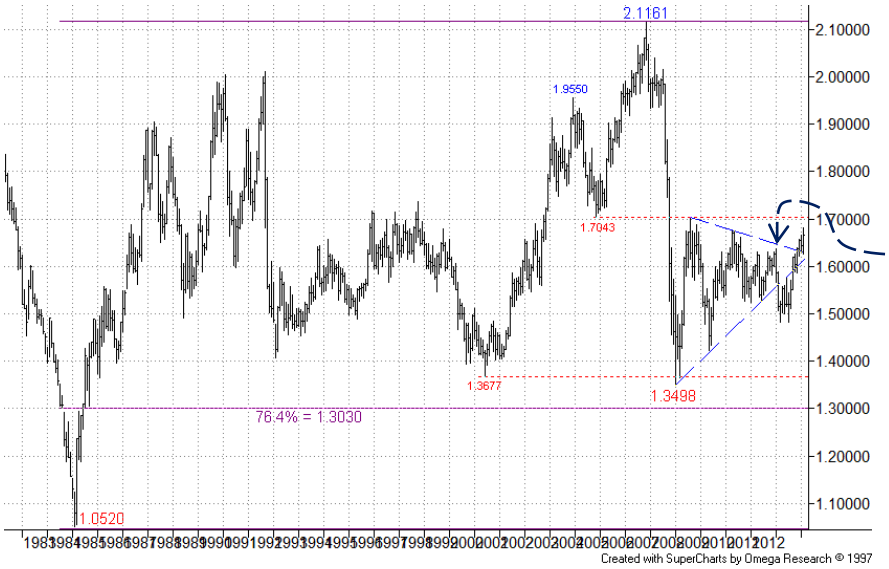

Sterling Dollar – Monthly Chart:

After breach of the multi-year triangular consolidation pattern to the downside, subsequent recovery negated the signal, and has now pushed through resistance from the old triangle top...

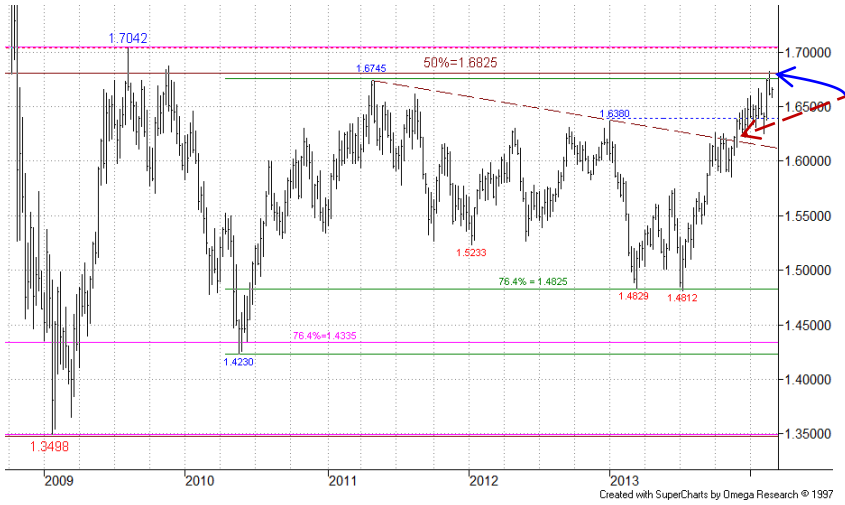

Sterling Dollar – Weekly Chart:

Falling resistance was breached, providing the next bullish sign. The 1.6745 Apr-11 high is now under test.

Summary

MAJORS
+ Euro Dollar
+ Dollar Yen
+ Dollar Swiss
+ Sterling Dollar
+ US Dollar Index

CROSSES
+ Euro Yen
+ Euro Sterling
+ Euro Swiss
+ Sterling Yen

MINORS
+ US Dollar CAD Dollar
+ AUS Dollar US Dollar
+ NZ Dollar US Dollar
+ US Dollar SA Rand
+ US Dollar SING Dollar

Disclaimer

Sterling Dollar

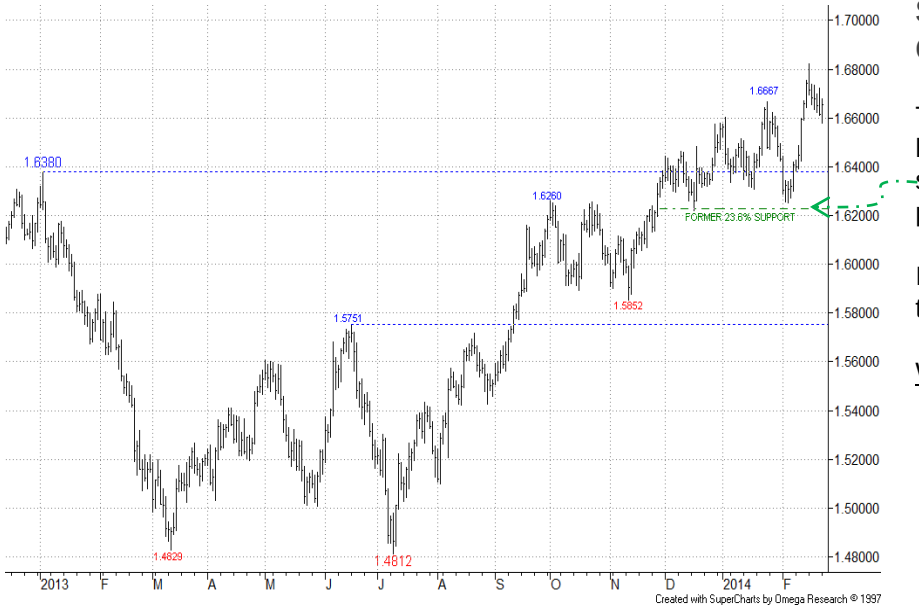

Sterling Dollar - Daily Chart:

The market rebounded to a new high recently, after finding support from the former 23.6% pullback level.

Interest is currently as much in the longer term charts at present.

We maintain a bull stance here.

Summary

MAJORS
+ Euro Dollar
+ Dollar Yen
+ Dollar Swiss
+ Sterling Dollar
+ US Dollar Index

CROSSES
+ Euro Yen
+ Euro Sterling
+ Euro Swiss
+ Sterling Yen

MINORS
+ US Dollar CAD Dollar
+ AUS Dollar US Dollar
+ NZ Dollar US Dollar
+ US Dollar SA Rand
+ US Dollar SING Dollar

Disclaimer

US Dollar Index

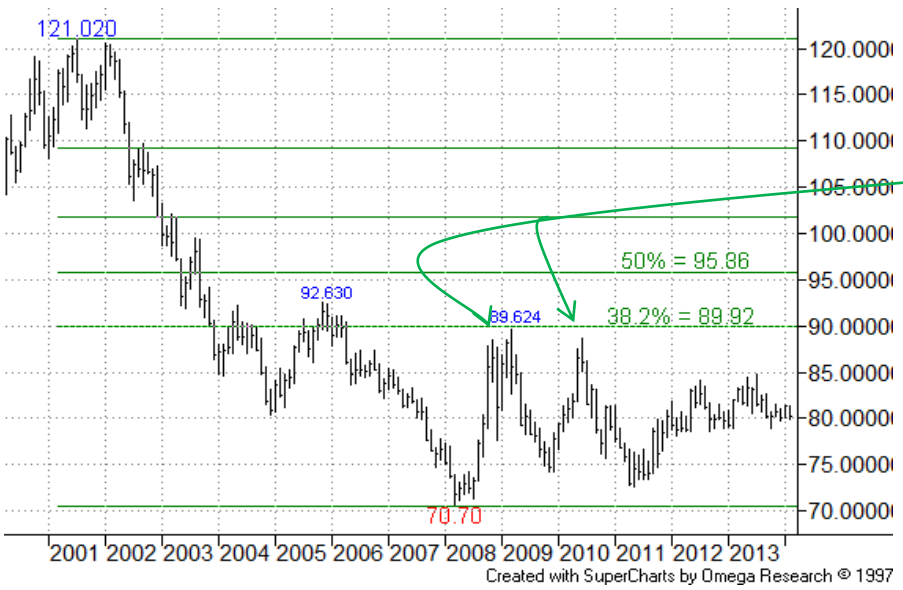

US Dollar Index – Monthly Chart:

Recovery attempts have been resisted at/below the long term 38.2% retracement.

US Dollar Index – Weekly Chart:

Support has so far held around the channel base projection, with 78.601 Sep-12 low staying intact for now. The bulls could yet salvage the situation.

Summary

MAJORS
+ Euro Dollar
+ Dollar Yen
+ Dollar Swiss
+ Sterling Dollar
+ US Dollar Index

CROSSES
+ Euro Yen
+ Euro Sterling
+ Euro Swiss
+ Sterling Yen

MINORS
+ US Dollar CAD Dollar
+ AUS Dollar US Dollar
+ NZ Dollar US Dollar
+ US Dollar SA Rand
+ US Dollar SING Dollar

Disclaimer

US Dollar Index

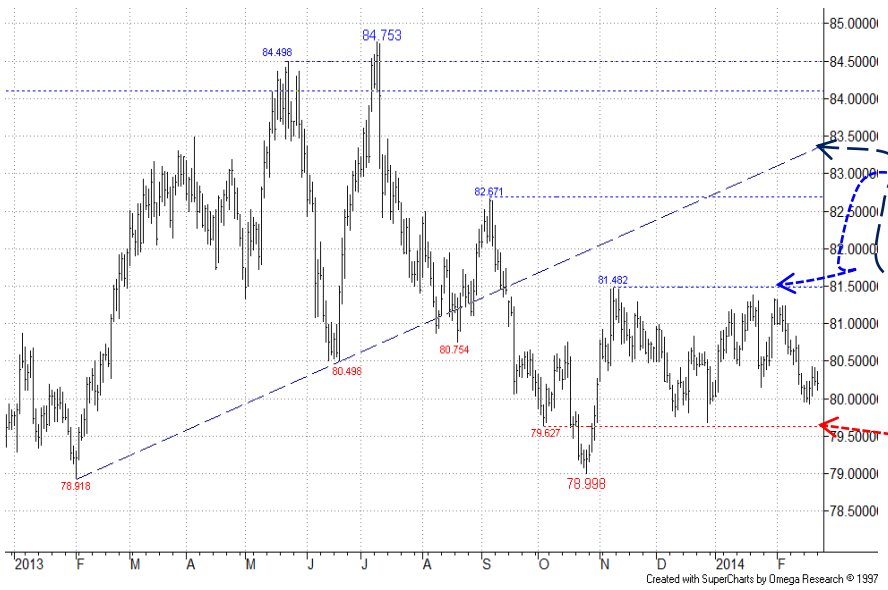

US Dollar Index – Daily Chart:

Recovery recently stalled, ahead of the somewhat key 81.482 Nov high area – a later breach of this would be a positive sign, and attention would then turn on resistance offered by the old rising return line.

Meanwhile keep an eye on support from the old 79.627 03-Oct-13 low.

<u>We stay on the sidelines for now.</u>

CROSSES

EURJPY has bounced s/term off channel base support. **EURGBP** has retested 61.8% support which still holds for now. **EURCHF** recently slipped but still holds above its Dec low. The **GBPJPY** cross recently eased, but held above channel base support.

Summary

MAJORS

+ Euro Dollar
+ Dollar Yen
+ Dollar Swiss
+ Sterling Dollar
+ US Dollar Index

CROSSES

+ Euro Yen
+ Euro Sterling
+ Euro Swiss
+ Sterling Yen

MINORS

+ US Dollar CAD Dollar
+ AUS Dollar US Dollar
+ NZ Dollar US Dollar
+ US Dollar SA Rand
+ US Dollar SING Dollar

Disclaimer

Euro Yen

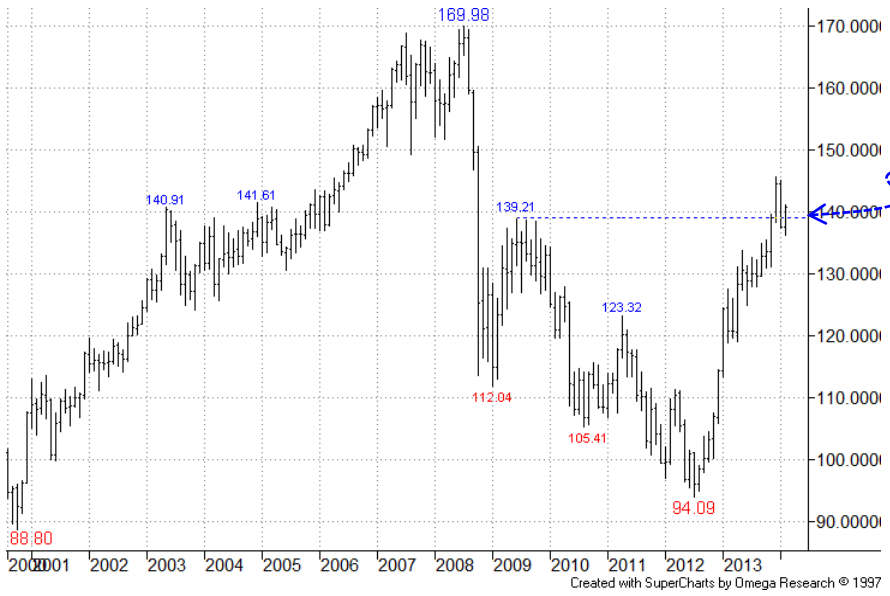

Euro Yen – Monthly Chart:

Recovery has now started to push beyond the level of the 139.21 Jun-09 high.

More

Summary

MAJORS

+ Euro Dollar
+ Dollar Yen
+ Dollar Swiss
+ Sterling Dollar
+ US Dollar Index

CROSSES

+ Euro Yen
+ Euro Sterling
+ Euro Swiss
+ Sterling Yen

MINORS

+ US Dollar CAD Dollar
+ AUS Dollar US Dollar
+ NZ Dollar US Dollar
+ US Dollar SA Rand
+ US Dollar SING Dollar

Disclaimer

Euro Yen

Euro Yen – Weekly Chart:

After breach of the 61.8% retracement level the market has pulled back. First support of note comes from the 133.77 May-13 high and 133.50 23.6% retracement.

Summary

MAJORS

+ Euro Dollar
+ Dollar Yen
+ Dollar Swiss
+ Sterling Dollar
+ US Dollar Index

CROSSES

+ Euro Yen
+ Euro Sterling
+ Euro Swiss
+ Sterling Yen

MINORS

+ US Dollar CAD Dollar
+ AUS Dollar US Dollar
+ NZ Dollar US Dollar
+ US Dollar SA Rand
+ US Dollar SING Dollar

Disclaimer

Euro Yen

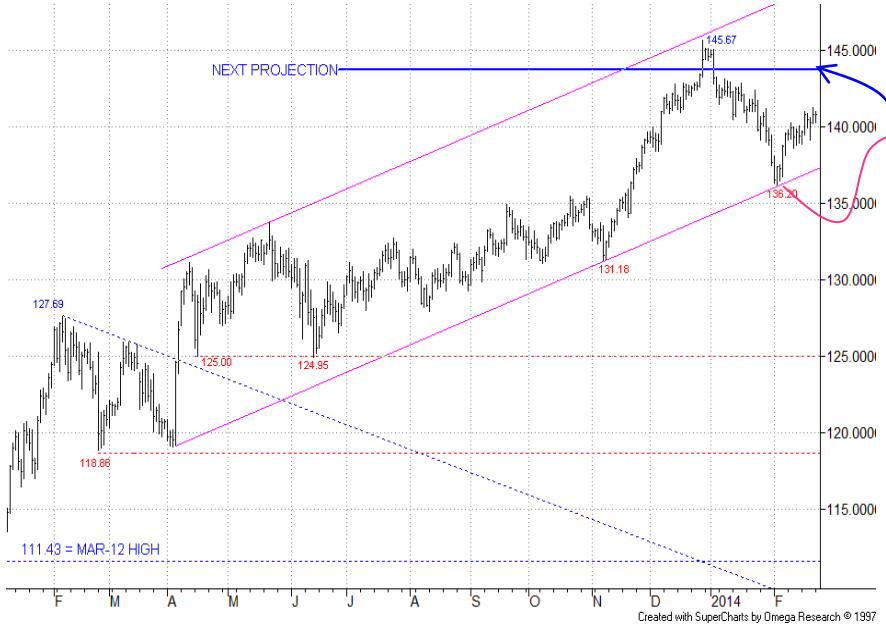

Euro Yen – Daily Chart:

Recovery from support from the bull channel base is uncertain at present – the Fibonacci projection at **143.65** remains first resistance.
As before, if the channel base fails then a more prolonged corrective phase would be implied.

<u>We maintain a bull stance for now.</u>

Summary

MAJORS
+ Euro Dollar
+ Dollar Yen
+ Dollar Swiss
+ Sterling Dollar
+ US Dollar Index

CROSSES
+ Euro Yen
+ Euro Sterling
+ Euro Swiss
+ Sterling Yen

MINORS
+ US Dollar CAD Dollar
+ AUS Dollar US Dollar
+ NZ Dollar US Dollar
+ US Dollar SA Rand
+ US Dollar SING Dollar

Disclaimer

Euro Sterling

Euro Sterling – Monthly Chart:

Previous weakness saw a test of the long term 61.8% pullback level, which prompted a rebound.

Euro Sterling – Weekly Chart:

The market continues pulling back after earlier retest of resistance from the 0.8770 76.4% level and projected channel top.

Summary

MAJORS

+ Euro Dollar
+ Dollar Yen
+ Dollar Swiss
+ Sterling Dollar
+ US Dollar Index

CROSSES

+ Euro Yen
+ Euro Sterling
+ Euro Swiss
+ Sterling Yen

MINORS

+ US Dollar CAD Dollar
+ AUS Dollar US Dollar
+ NZ Dollar US Dollar
+ US Dollar SA Rand
+ US Dollar SING Dollar

Disclaimer

Euro Sterling

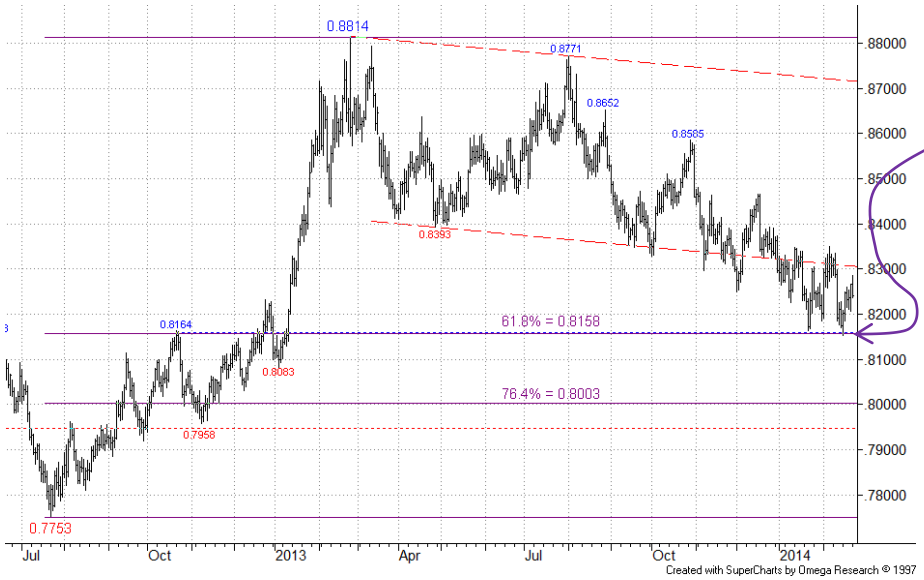

Euro Sterling – Daily Chart:

Support from the 61.8% retracement continues to hold when tested. Any rebound is expected to be temporary though, ahead of lower levels.

We maintain an overall bear stance here.

Summary

MAJORS
+ Euro Dollar
+ Dollar Yen
+ Dollar Swiss
+ Sterling Dollar
+ US Dollar Index

CROSSES
+ Euro Yen
+ Euro Sterling
+ Euro Swiss
+ Sterling Yen

MINORS
+ US Dollar CAD Dollar
+ AUS Dollar US Dollar
+ NZ Dollar US Dollar
+ US Dollar SA Rand
+ US Dollar SING Dollar

Disclaimer

Euro Swiss

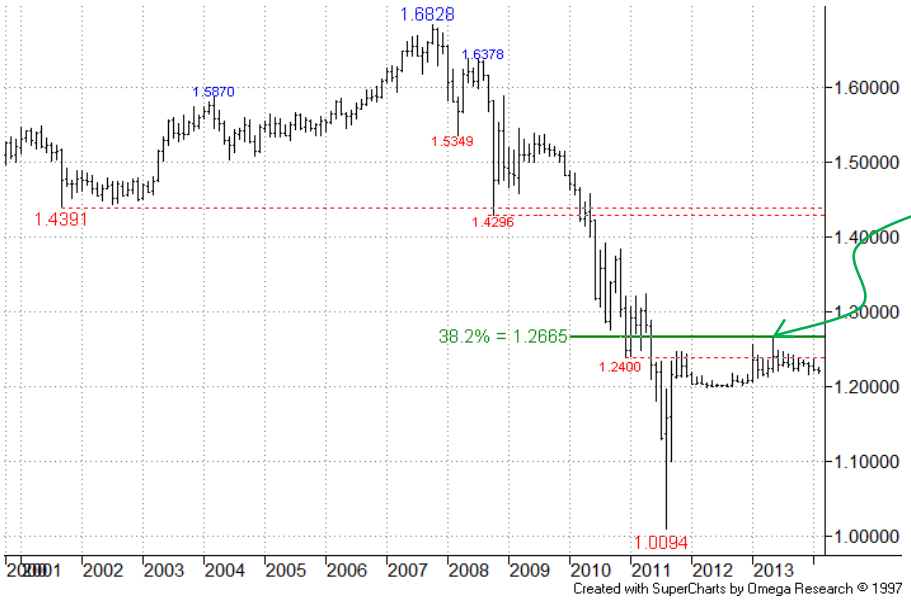

Euro Swiss – Monthly Chart:

Recovery here recently tested the long term 1.2665 38.2% recovery level. A clear breach would invite higher retracement targets.

Euro Swiss – Weekly Chart:

The old falling resistance line was earlier violated via sideways action – not the best bull signal.

Summary

MAJORS

+ Euro Dollar
+ Dollar Yen
+ Dollar Swiss
+ Sterling Dollar
+ US Dollar Index

CROSSES

+ Euro Yen
+ Euro Sterling
+ Euro Swiss
+ Sterling Yen

MINORS

+ US Dollar CAD Dollar
+ AUS Dollar US Dollar
+ NZ Dollar US Dollar
+ US Dollar SA Rand
+ US Dollar SING Dollar

Disclaimer

Euro Swiss

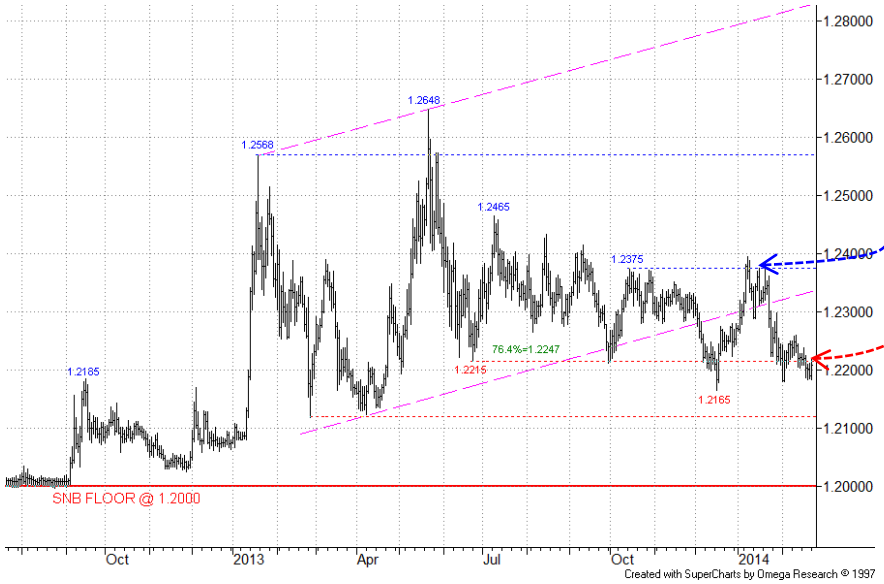

Euro Swiss – Daily Chart:

This cross recently dropped back following test of resistance around the 1.2375 Oct-13 high. Support offered by old lows around 1.2215 failed, but briefly so far. The 1.2165 Dec low is holding.

We maintain a sidelined stance for now.

Summary

MAJORS

+ Euro Dollar
+ Dollar Yen
+ Dollar Swiss
+ Sterling Dollar
+ US Dollar Index

CROSSES

+ Euro Yen
+ Euro Sterling
+ Euro Swiss
+ Sterling Yen

MINORS

+ US Dollar CAD Dollar
+ AUS Dollar US Dollar
+ NZ Dollar US Dollar
+ US Dollar SA Rand
+ US Dollar SING Dollar

Disclaimer

Sterling Yen

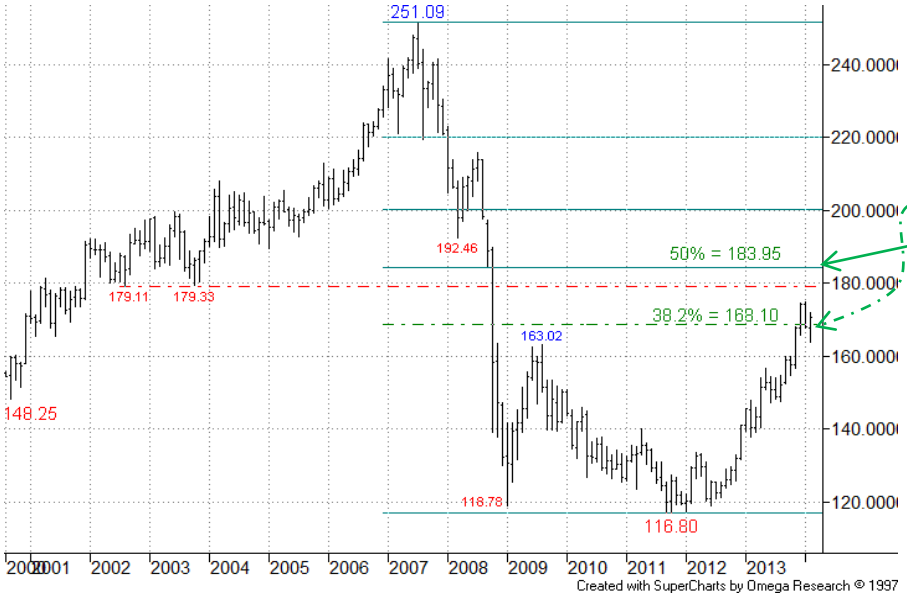

Sterling Yen – Monthly Chart:

The recovery is now eroding the long term 168.10 38.2% retracement, with higher 183.95 50% level beckoning.

Sterling Yen – Weekly Chart:

The 163.02 2009 high area now offers support, ahead of the 161.15 23.6% retracement.

Summary

MAJORS

+ Euro Dollar
+ Dollar Yen
+ Dollar Swiss
+ Sterling Dollar
+ US Dollar Index

CROSSES

+ Euro Yen
+ Euro Sterling
+ Euro Swiss
+ Sterling Yen

MINORS

+ US Dollar CAD Dollar
+ AUS Dollar US Dollar
+ NZ Dollar US Dollar
+ US Dollar SA Rand
+ US Dollar SING Dollar

Disclaimer

Sterling Yen

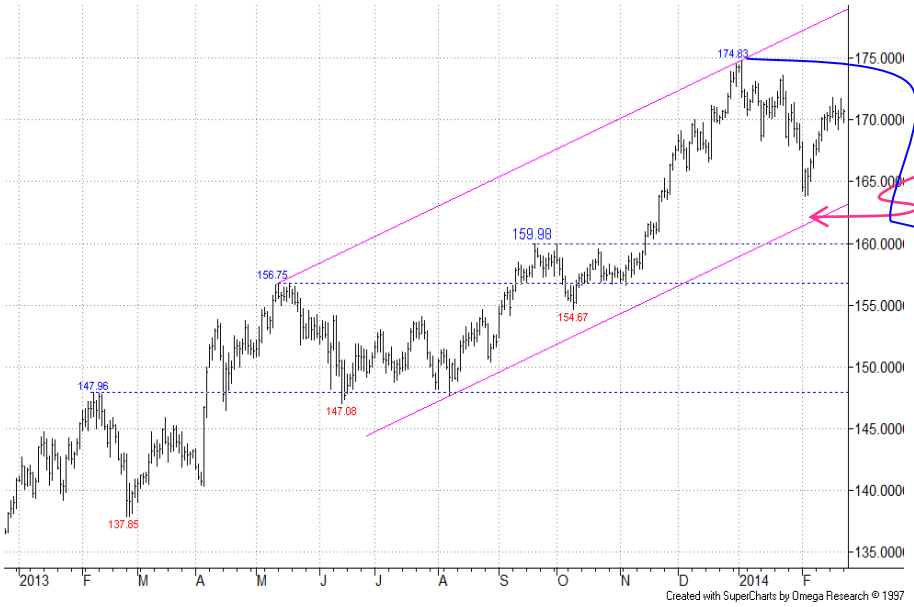

Sterling Yen – Daily Chart:

The earlier pullback held above the bull channel base projection, at 163.10 currently. We wait to see if the 174.83 Jan high is going to be challenged. Interest is as much in the long term charts.

We maintain our bull stance here.

MINORS

In **USD/CAD** price has eased but stopped at first support. **AUD/USD** has rallied modestly. **NZD/USD** remains in rebound mode for now. **USD/ZAR** stays firm overall. **USD/SGD** has bounced after earlier pullback.

Summary

MAJORS
+ Euro Dollar
+ Dollar Yen
+ Dollar Swiss
+ Sterling Dollar
+ US Dollar Index

CROSSES
+ Euro Yen
+ Euro Sterling
+ Euro Swiss
+ Sterling Yen

MINORS
+ US Dollar CAD Dollar
+ AUS Dollar US Dollar
+ NZ Dollar US Dollar
+ US Dollar SA Rand
+ US Dollar SING Dollar

Disclaimer

US Dollar CAD Dollar

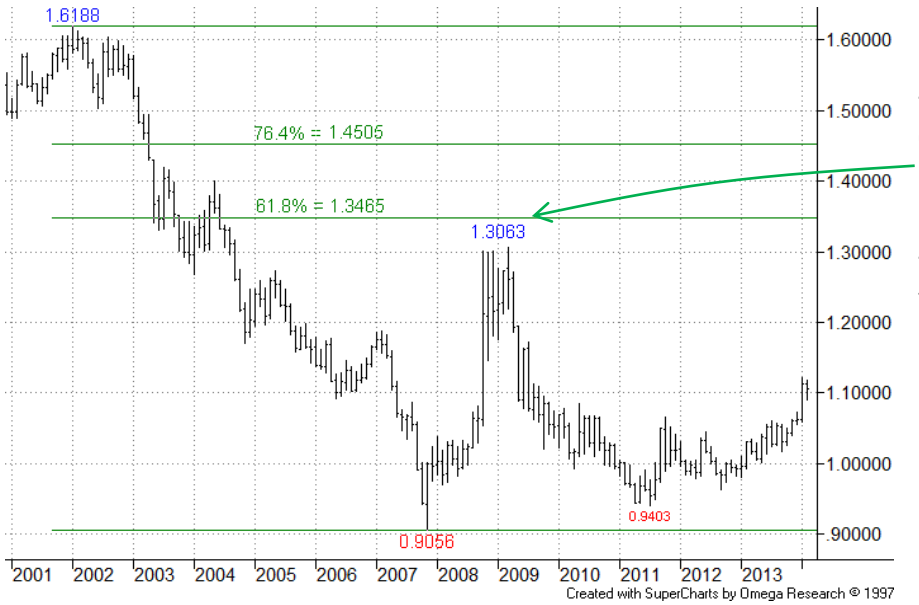

US Dollar CAD Dollar – Monthly Chart:

The recovery off the 0.9056 Nov-07 low failed to reach the next retracement level of the 2002-2007 losses, at 61.8%.

The subsequent pullback proved to be deep.

More

Summary

MAJORS

+ Euro Dollar
+ Dollar Yen
+ Dollar Swiss
+ Sterling Dollar
+ US Dollar Index

CROSSES

+ Euro Yen
+ Euro Sterling
+ Euro Swiss
+ Sterling Yen

MINORS

+ US Dollar CAD Dollar
+ AUS Dollar US Dollar
+ NZ Dollar US Dollar
+ US Dollar SA Rand
+ US Dollar SING Dollar

Disclaimer

US Dollar CAD Dollar

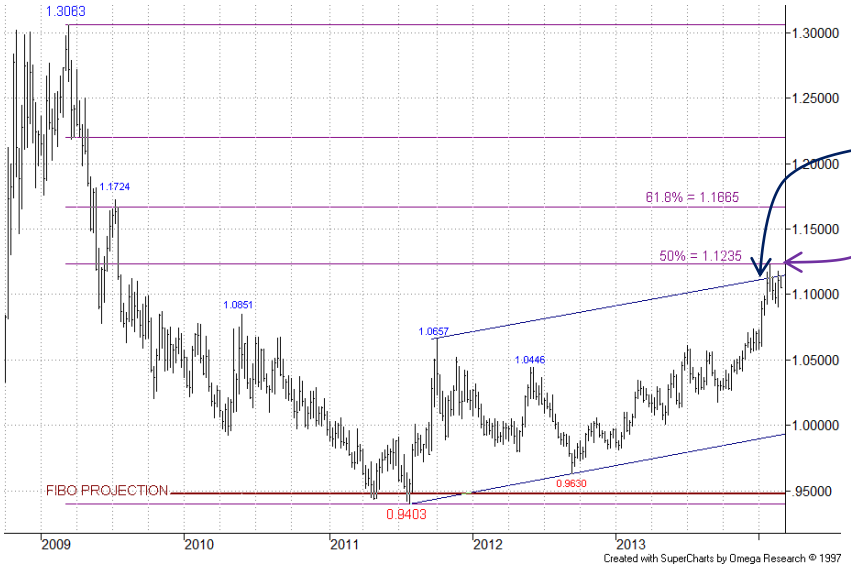

US Dollar CAD Dollar – Weekly Chart:

Resistance from the channel top projection has come under attack, with 1.1235 50% retracement level also offering resistance.

Summary

MAJORS
+ Euro Dollar
+ Dollar Yen
+ Dollar Swiss
+ Sterling Dollar
+ US Dollar Index

CROSSES
+ Euro Yen
+ Euro Sterling
+ Euro Swiss
+ Sterling Yen

MINORS
+ US Dollar CAD Dollar
+ AUS Dollar US Dollar
+ NZ Dollar US Dollar
+ US Dollar SA Rand
+ US Dollar SING Dollar

Disclaimer

US Dollar CAD Dollar

US Dollar CAD Dollar – Daily Chart:

Price slipped back from its latest recovery high, finding support from the old channel top projection around 1.0900 currently. Upward momentum is still very much intact.

Interest is as much in the longer term charts at present.

We maintain an overall bull stance here.

Summary

MAJORS
+ Euro Dollar
+ Dollar Yen
+ Dollar Swiss
+ Sterling Dollar
+ US Dollar Index

CROSSES
+ Euro Yen
+ Euro Sterling
+ Euro Swiss
+ Sterling Yen

MINORS
+ US Dollar CAD Dollar
+ AUS Dollar US Dollar
+ NZ Dollar US Dollar
+ US Dollar SA Rand
+ US Dollar SING Dollar

Disclaimer

AUS Dollar US Dollar

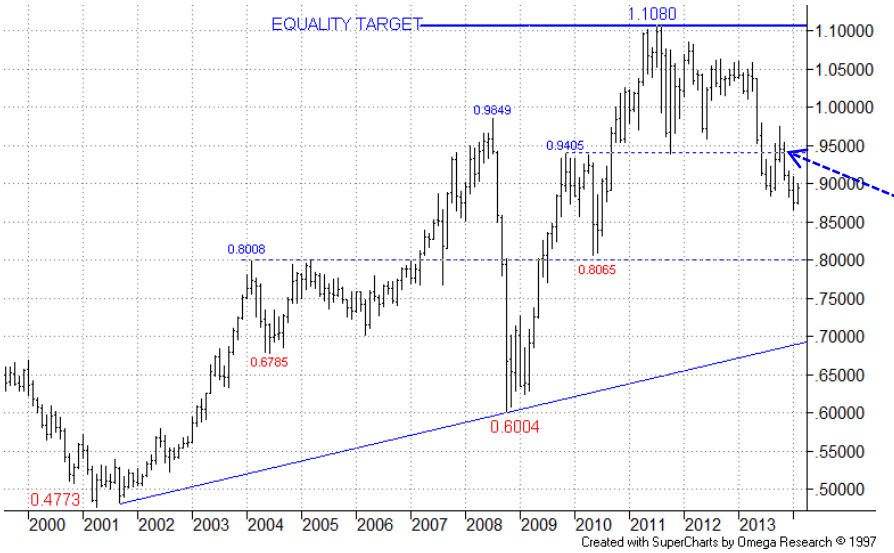

AUS Dollar US Dollar – Monthly Chart:

The market earlier tried to recover back above the 0.9405 Nov-09 high area and failed.

AUS Dollar US Dollar – Weekly Chart:

The bear channel base projection has come under pressure, and could give way this time.

Summary

MAJORS

+ Euro Dollar
+ Dollar Yen
+ Dollar Swiss
+ Sterling Dollar
+ US Dollar Index

CROSSES

+ Euro Yen
+ Euro Sterling
+ Euro Swiss
+ Sterling Yen

MINORS

+ US Dollar CAD Dollar
+ AUS Dollar US Dollar
+ NZ Dollar US Dollar
+ US Dollar SA Rand
+ US Dollar SING Dollar

Disclaimer

AUS Dollar US Dollar

AUS Dollar US Dollar – Daily Chart:

The market has firmed modestly after the brief breach of the Aug-13 low. Dual resistance comes from prior lows and falling resistance in the 0.9230s.

Support includes a Fibo projection at **0.8245.**

We maintain an overall bear stance here.

Summary

MAJORS

+ Euro Dollar
+ Dollar Yen
+ Dollar Swiss
+ Sterling Dollar
+ US Dollar Index

CROSSES

+ Euro Yen
+ Euro Sterling
+ Euro Swiss
+ Sterling Yen

MINORS

+ US Dollar CAD Dollar
+ AUS Dollar US Dollar
+ NZ Dollar US Dollar
+ US Dollar SA Rand
+ US Dollar SING Dollar

Disclaimer

NZ Dollar US Dollar

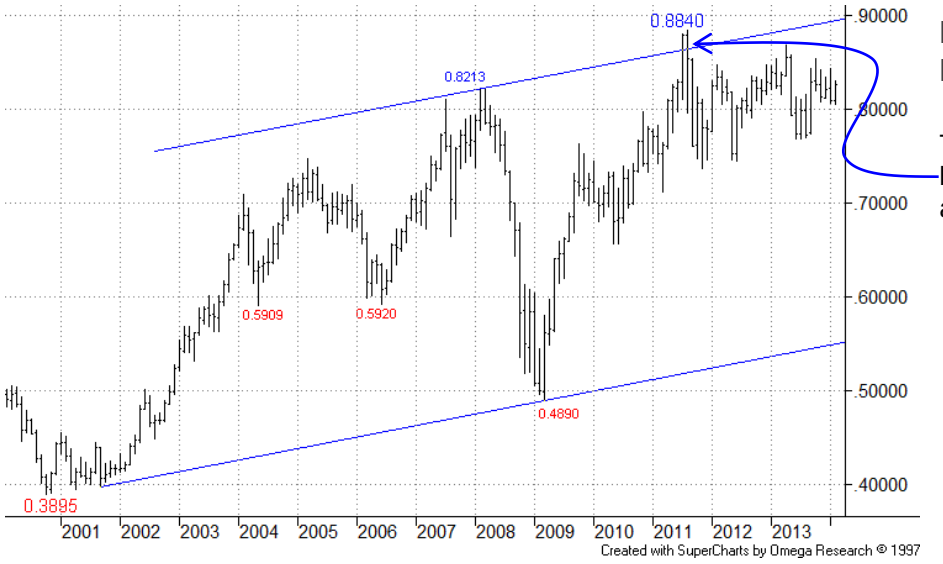

NZ Dollar US Dollar – Monthly Chart:

The upmove earlier violated the bull channel top but failed to stay above.

NZ Dollar US Dollar – Weekly Chart:

Support from the channel base projection held nicely, prompting a bounce.

Note resistance still offered by the old 76.4% level around 0.8500.

Summary

MAJORS

+ Euro Dollar
+ Dollar Yen
+ Dollar Swiss
+ Sterling Dollar
+ US Dollar Index

CROSSES

+ Euro Yen
+ Euro Sterling
+ Euro Swiss
+ Sterling Yen

MINORS

+ US Dollar CAD Dollar
+ AUS Dollar US Dollar
+ NZ Dollar US Dollar
+ US Dollar SA Rand
+ US Dollar SING Dollar

Disclaimer

NZ Dollar US Dollar

NZ Dollar US Dollar – Daily Chart:

Price recently rebounded from above a 61.8% retracement level. This bounce could, though, be just a temporary occurrence prior to further weakness.

The old 76.4% level remains the key overhead barrier.

We stay on the sidelines for now.

Summary

MAJORS

+ Euro Dollar
+ Dollar Yen
+ Dollar Swiss
+ Sterling Dollar
+ US Dollar Index

CROSSES

+ Euro Yen
+ Euro Sterling
+ Euro Swiss
+ Sterling Yen

MINORS

+ US Dollar CAD Dollar
+ AUS Dollar US Dollar
+ NZ Dollar US Dollar
+ US Dollar SA Rand
+ US Dollar SING Dollar

Disclaimer

US Dollar SA Rand

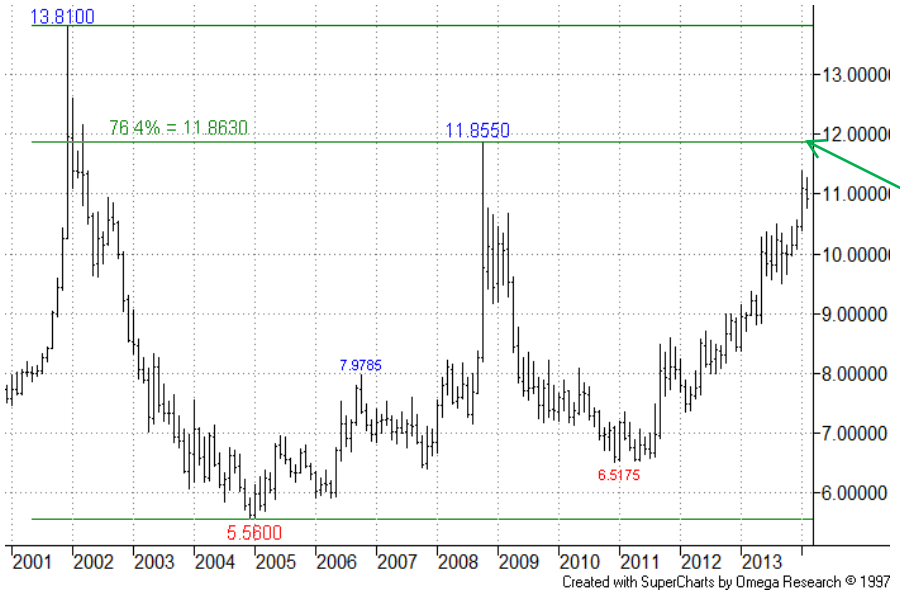

US Dollar SA Rand – Monthly Chart:

The market's recovery has turned attention on the 11.8550 2008 high and 76.4% level.

US Dollar SA Rand – Weekly Chart:

Strength recently saw a breach of the long term 76.4% retracement.

Summary

MAJORS

+ Euro Dollar
+ Dollar Yen
+ Dollar Swiss
+ Sterling Dollar
+ US Dollar Index

CROSSES

+ Euro Yen
+ Euro Sterling
+ Euro Swiss
+ Sterling Yen

MINORS

+ US Dollar CAD Dollar
+ AUS Dollar US Dollar
+ NZ Dollar US Dollar
+ US Dollar SA Rand
+ US Dollar SING Dollar

Disclaimer

US Dollar SA Rand

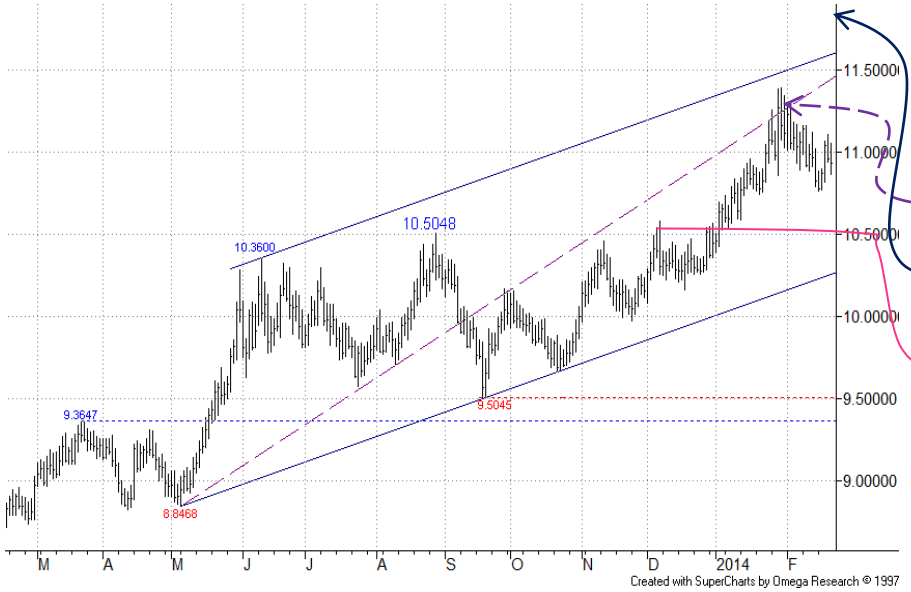

US Dollar SA Rand – Daily Chart:

The bull move remains intact, with next resistance recently reached, an old rising return line. Higher lies a bull channel top projection around 11.6000.

First interesting support could come from the 10.5000 area.

We maintain a bull stance for now.

Summary

MAJORS
+ Euro Dollar
+ Dollar Yen
+ Dollar Swiss
+ Sterling Dollar
+ US Dollar Index

CROSSES
+ Euro Yen
+ Euro Sterling
+ Euro Swiss
+ Sterling Yen

MINORS
+ US Dollar CAD Dollar
+ AUS Dollar US Dollar
+ NZ Dollar US Dollar
+ US Dollar SA Rand
+ US Dollar SING Dollar

Disclaimer

US Dollar SING Dollar

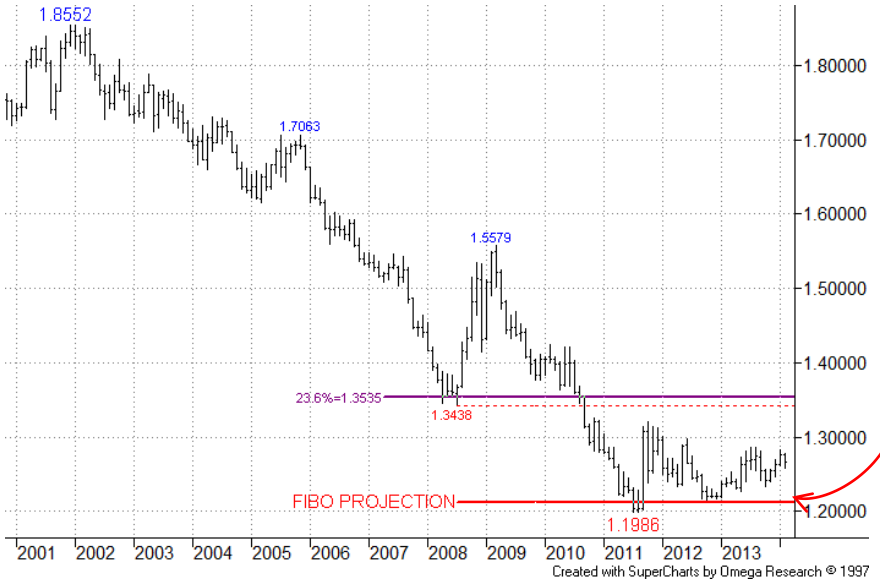

US Dollar SING Dollar – Monthly Chart:

Support remains around the Fibo projection, the 1.618 swing off prior 2008/2009 rebound, at **1.2115.**

US Dollar SING Dollar – Weekly Chart:

Key dual Fibo resistance at 1.3360 (a 61.8% level and 38.2% level of the fall from Mar-09 high) remains well out of reach for now.

Summary

MAJORS

+ Euro Dollar
+ Dollar Yen
+ Dollar Swiss
+ Sterling Dollar
+ US Dollar Index

CROSSES

+ Euro Yen
+ Euro Sterling
+ Euro Swiss
+ Sterling Yen

MINORS

+ US Dollar CAD Dollar
+ AUS Dollar US Dollar
+ NZ Dollar US Dollar
+ US Dollar SA Rand
+ US Dollar SING Dollar

Disclaimer

US Dollar SING Dollar

US Dollar SING Dollar – Daily Chart:

The drop back stopped short of the .2555 Aug-13 low area.

We maintain an overall bull stance here.

SEVEN DAYS AHEAD
Authorised and Regulated by the FSA
124 REGENTS PARK ROAD LONDON NW18XL
TEL +44 (0) 7849 922573 E-MAIL msturdy@sevendaysahead.com,
pallwright@sevendaysahead.com
WEB SITE SEVENDAYSAHEAD.COM

The material and information set out in this research is not intended to be a quote of an offer to buy or sell any financial products. Any expression of opinion is based on sources believed to be reasonably reliable but is not guaranteed as to accuracy or completeness.

The material and information herein is general and for informational purposes only. Although Seven Days Ahead endeavours to provide useful information they make no guarantee as to the accuracy or reliability of the research.
The derivative market comprises volatility and considerable risks. To the maximum extent permitted by law no responsibility or liability can be accepted by Seven Days Ahead, any company or employee within its group for any action taken as a result of the information contained in this presentation. You are requested not to rely on any representation in this research and to seek specific advice from your accountant, legal adviser or financial services adviser when dealing with specific circumstances.

Seven Days Ahead is regulated by the UK Financial Services Authority.

Back to main menu