



Week 05

04th February – 10th February 2015

Summary

MAJORS

- + Euro Dollar
- + Dollar Yen
- + Dollar Swiss
- + Sterling Dollar
- + US Dollar Index

CROSSES

- + Euro Yen
- + Euro Sterling
- + Euro Swiss
- + Sterling Yen

MINORS

- + US Dollar CAD Dollar
- + AUS Dollar US Dollar
- + NZ Dollar US Dollar
- + US Dollar SA Rand
- + US Dollar SING Dollar

Disclaimer



The FX Specialist Guide

Philip J Allwright

Mark Sturdy



Summary

Summary

MAJORS

- + Euro Dollar
- + Dollar Yen
- + Dollar Swiss
- + Sterling Dollar
- + US Dollar Index

Stay **BEARISH** prices remain weak
Stay **BULLISH** recovery on pause for now
Stay **SQUARE** rebound underway
Stay **BEARISH** downmove nearing Jul-13 low
Stay **BULLISH** Index shows little sign of fatigue

CROSSES

- + Euro Yen
- + Euro Sterling
- + Euro Swiss
- + Sterling Yen

Stay **BEARISH** pullback in progress
Stay **BEARISH** market stays weak
Stay **SQUARE** 1.2000 support recently breached
Stay **BULLISH** pullback mode in process

MINORS

- + US Dollar CAD Dollar
- + AUS Dollar US Dollar
- + NZ Dollar US Dollar
- + US Dollar SA Rand
- + US Dollar SING Dollar

Stay **BULLISH** market firm after breach of channel top
Stay **BEARISH** channel support recently failed
Stay **BEARISH** price weakening again
Stay **BULLISH** price easing back
Stay **BULLISH** negative RSI divergence seen

Disclaimer



MAJORS

In **EUR/USD** bears have remained in control. **USD/JPY** remains paused after earlier strength. **USD/CHF** has rebounded after recent weakness. **GBP/USD** stays weak for now. The **US Dollar Index** has continued firm.

Summary

MAJORS

- + Euro Dollar
- + Dollar Yen
- + Dollar Swiss
- + Sterling Dollar
- + US Dollar Index

CROSSES

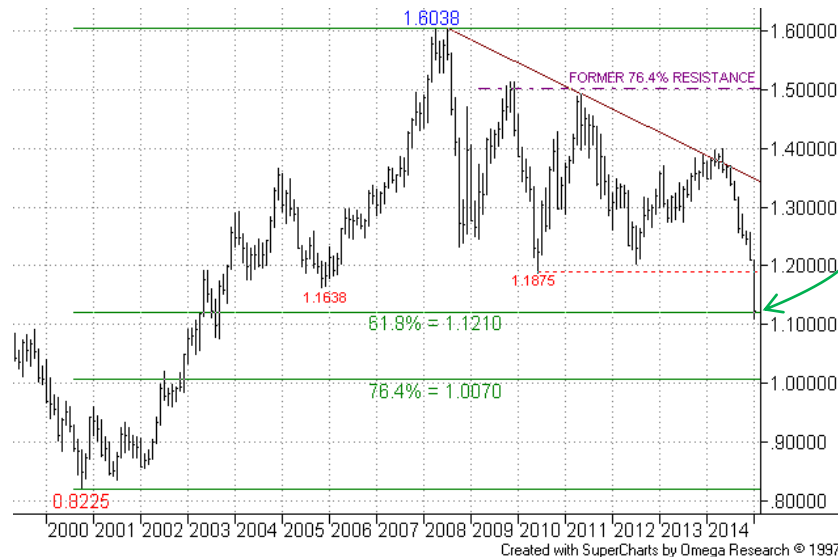
- + Euro Yen
- + Euro Sterling
- + Euro Swiss
- + Sterling Yen

MINORS

- + US Dollar CAD Dollar
- + AUS Dollar US Dollar
- + NZ Dollar US Dollar
- + US Dollar SA Rand
- + US Dollar SING Dollar

Disclaimer

Euro Dollar



Euro Dollar – Monthly Chart:

Weakness has seen a push towards the 61.8% retracement area.

More



Euro Dollar

Summary

MAJORS

- + Euro Dollar
- + Dollar Yen
- + Dollar Swiss
- + Sterling Dollar
- + US Dollar Index

CROSSES

- + Euro Yen
- + Euro Sterling
- + Euro Swiss
- + Sterling Yen

MINORS

- + US Dollar CAD Dollar
- + AUS Dollar US Dollar
- + NZ Dollar US Dollar
- + US Dollar SA Rand
- + US Dollar SING Dollar

Disclaimer

Euro Dollar – Weekly Chart:



The 2010 1.1875 low was recently violated. Lower bear channel base projection is trying to provide support, but has already been eroded.



Euro Dollar

Summary

MAJORS

- + Euro Dollar
- + Dollar Yen
- + Dollar Swiss
- + Sterling Dollar
- + US Dollar Index

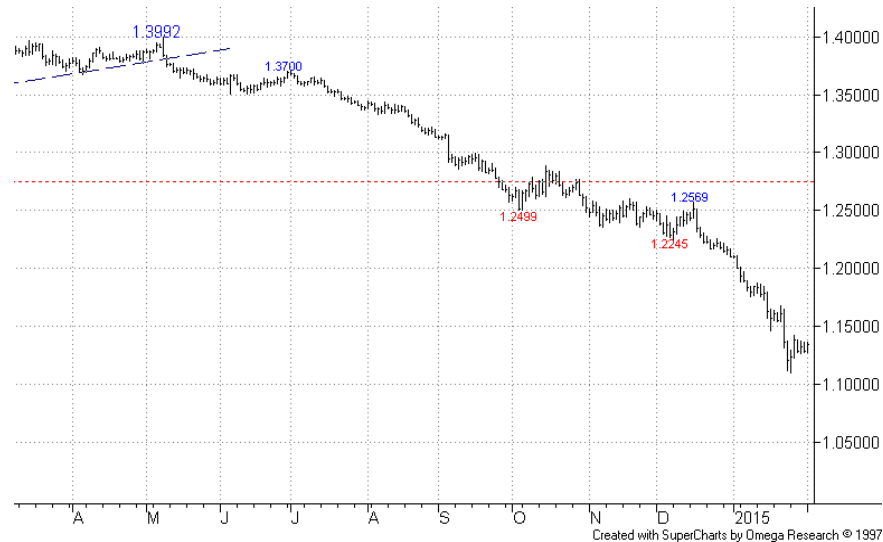
CROSSES

- + Euro Yen
- + Euro Sterling
- + Euro Swiss
- + Sterling Yen

MINORS

- + US Dollar CAD Dollar
- + AUS Dollar US Dollar
- + NZ Dollar US Dollar
- + US Dollar SA Rand
- + US Dollar SING Dollar

Disclaimer



Euro Dollar – Daily Chart:

Not much change here, with bears remaining in the driving seat following earlier slowdown in trend during 2014 Q4. And there is little to suggest fatigue at present.

Interest is as much in the longer term charts now.

We maintain a bear stance here.



Dollar Yen

Summary

MAJORS

- + Euro Dollar
- + Dollar Yen
- + Dollar Swiss
- + Sterling Dollar
- + US Dollar Index

CROSSES

- + Euro Yen
- + Euro Sterling
- + Euro Swiss
- + Sterling Yen

MINORS

- + US Dollar CAD Dollar
- + AUS Dollar US Dollar
- + NZ Dollar US Dollar
- + US Dollar SA Rand
- + US Dollar SING Dollar

Disclaimer



Dollar Yen – Monthly Chart:

The long term recovery has seen test of the long term 120.10 61.8% retracement.



Dollar Yen – Weekly Chart:

The recovery is now not far from the 124.16 Jun-07 high.



Dollar Yen

Summary

MAJORS

- + Euro Dollar
- + Dollar Yen
- + Dollar Swiss
- + Sterling Dollar
- + US Dollar Index

CROSSES

- + Euro Yen
- + Euro Sterling
- + Euro Swiss
- + Sterling Yen

MINORS

- + US Dollar CAD Dollar
- + AUS Dollar US Dollar
- + NZ Dollar US Dollar
- + US Dollar SA Rand
- + US Dollar SING Dollar

Disclaimer



Dollar Yen – Daily Chart:

A consolidation/pullback is still in progress after earlier strength. As before, the earlier channel top projections now offer supports (115.00 and 112.55).

We maintain a bull stance for now.



Dollar Swiss

Summary

MAJORS

- + Euro Dollar
- + Dollar Yen
- + Dollar Swiss
- + Sterling Dollar
- + US Dollar Index

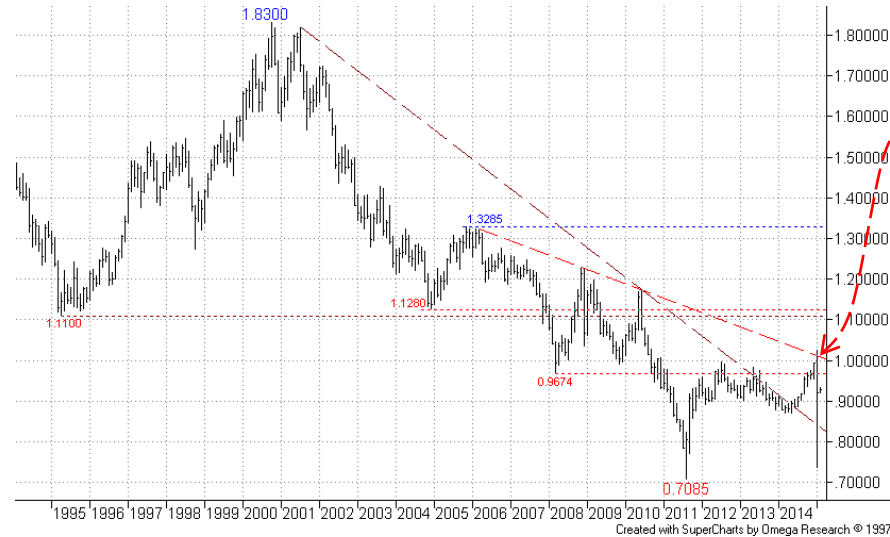
CROSSES

- + Euro Yen
- + Euro Sterling
- + Euro Swiss
- + Sterling Yen

MINORS

- + US Dollar CAD Dollar
- + AUS Dollar US Dollar
- + NZ Dollar US Dollar
- + US Dollar SA Rand
- + US Dollar SING Dollar

Disclaimer



Dollar Swiss – Monthly Chart:

The market recovery has failed at a falling resistance line..



Dollar Swiss – Weekly Chart:

Price weakness has held above the 0.7085 2011 low so far.



Dollar Swiss

Summary

MAJORS

- + Euro Dollar
- + Dollar Yen
- + Dollar Swiss
- + Sterling Dollar
- + US Dollar Index

CROSSES

- + Euro Yen
- + Euro Sterling
- + Euro Swiss
- + Sterling Yen

MINORS

- + US Dollar CAD Dollar
- + AUS Dollar US Dollar
- + NZ Dollar US Dollar
- + US Dollar SA Rand
- + US Dollar SING Dollar

Disclaimer



Dollar Swiss – Daily Chart:

After the pullback from the Jan high price is rebounding. Shorter term we focus on the 61.8%/76.4% rebound levels as potential resistance points.

We maintain a sidelined stance for now.



Sterling Dollar

Summary

MAJORS

- + Euro Dollar
- + Dollar Yen
- + Dollar Swiss
- + Sterling Dollar
- + US Dollar Index

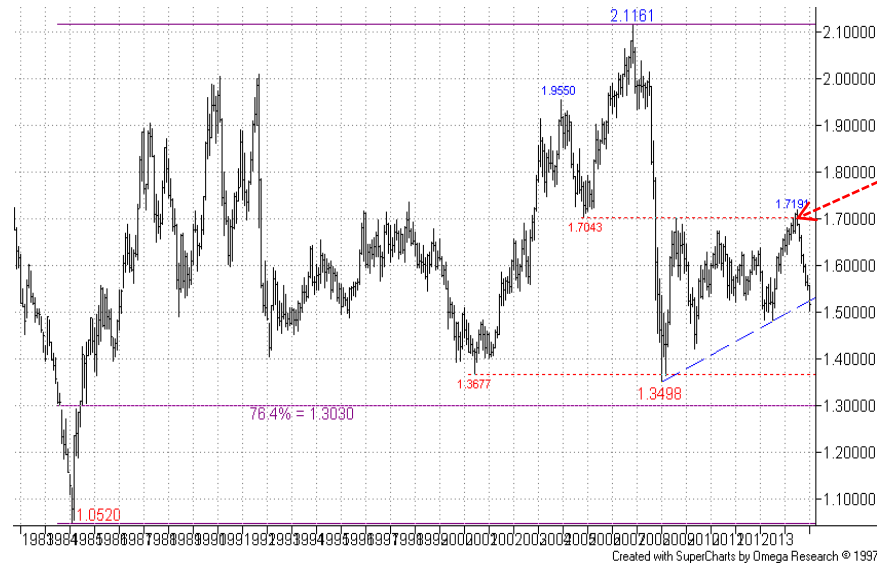
CROSSES

- + Euro Yen
- + Euro Sterling
- + Euro Swiss
- + Sterling Yen

MINORS

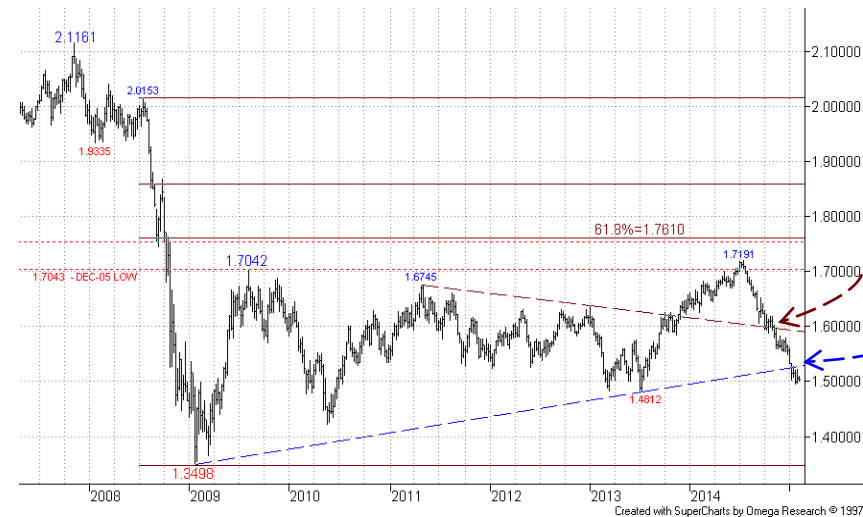
- + US Dollar CAD Dollar
- + AUS Dollar US Dollar
- + NZ Dollar US Dollar
- + US Dollar SA Rand
- + US Dollar SING Dollar

Disclaimer



Sterling Dollar – Monthly Chart:

The pullback continues, following earlier test of resistance around the old 1.7043 Dec-05 low.



Sterling Dollar – Weekly Chart:

The pullback has continued weakening after violating the old falling resistance line, now seeing initial erosion of the rising support..



Sterling Dollar

Summary

MAJORS

- + Euro Dollar
- + Dollar Yen
- + Dollar Swiss
- + Sterling Dollar
- + US Dollar Index

CROSSES

- + Euro Yen
- + Euro Sterling
- + Euro Swiss
- + Sterling Yen

MINORS

- + US Dollar CAD Dollar
- + AUS Dollar US Dollar
- + NZ Dollar US Dollar
- + US Dollar SA Rand
- + US Dollar SING Dollar

Disclaimer



Sterling Dollar - Daily Chart:

The downmove remains in force, with bears now eyeing up the Jul-13 low.

As before, there is little evidence of bear fatigue at present.

We maintain a bear stance here.



US Dollar Index

Summary

MAJORS

- + Euro Dollar
- + Dollar Yen
- + Dollar Swiss
- + Sterling Dollar
- + US Dollar Index

CROSSES

- + Euro Yen
- + Euro Sterling
- + Euro Swiss
- + Sterling Yen

MINORS

- + US Dollar CAD Dollar
- + AUS Dollar US Dollar
- + NZ Dollar US Dollar
- + US Dollar SA Rand
- + US Dollar SING Dollar

Disclaimer



US Dollar Index – Monthly Chart:

The Index has reached the 50% retracement area.



US Dollar Index – Weekly Chart:

Gains earlier pushed through prior 88.708/89.624 highs.



US Dollar Index

Summary

MAJORS

- + Euro Dollar
- + Dollar Yen
- + Dollar Swiss
- + Sterling Dollar
- + US Dollar Index

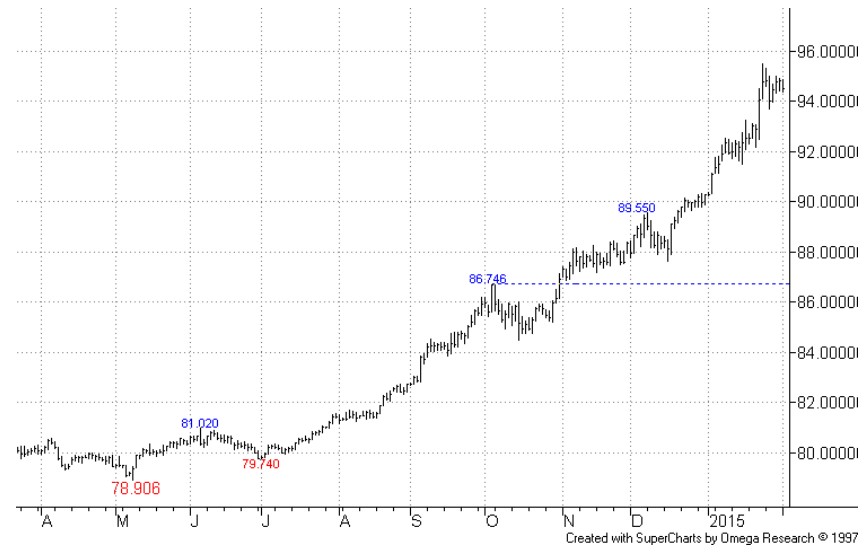
CROSSES

- + Euro Yen
- + Euro Sterling
- + Euro Swiss
- + Sterling Yen

MINORS

- + US Dollar CAD Dollar
- + AUS Dollar US Dollar
- + NZ Dollar US Dollar
- + US Dollar SA Rand
- + US Dollar SING Dollar

Disclaimer



US Dollar Index – Daily Chart:

Not much change here, with continued strength seeing bulls showing little sign of fatigue, with current interest as much in the longer term charts.

We maintain a bull stance for now.



CROSSES

EURJPY has continued to look weak after recently breaching its 2014 low. **EURGBP** has weakened through long term 61.8% support. **EURCHF** is bouncing after earlier breach of 1.2000 support. **GBPJPY** is in correction mode for now.

Summary

MAJORS

- + Euro Dollar
- + Dollar Yen
- + Dollar Swiss
- + Sterling Dollar
- + US Dollar Index

CROSSES

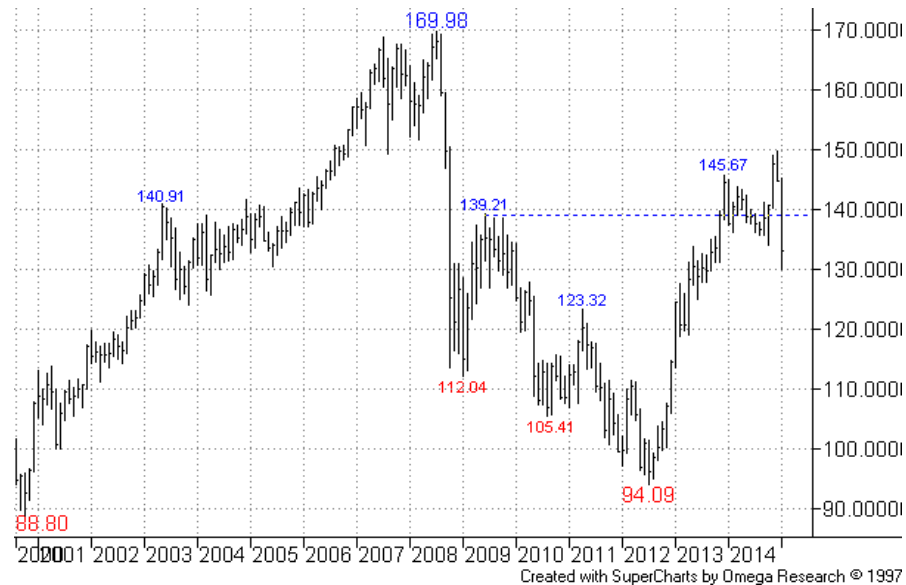
- + Euro Yen
- + Euro Sterling
- + Euro Swiss
- + Sterling Yen

MINORS

- + US Dollar CAD Dollar
- + AUS Dollar US Dollar
- + NZ Dollar US Dollar
- + US Dollar SA Rand
- + US Dollar SING Dollar

Disclaimer

Euro Yen



Euro Yen – Monthly Chart:

Earlier recovery is now over for now.

More



Euro Yen

Summary

MAJORS

- + Euro Dollar
- + Dollar Yen
- + Dollar Swiss
- + Sterling Dollar
- + US Dollar Index

CROSSES

- + Euro Yen
- + Euro Sterling
- + Euro Swiss
- + Sterling Yen

MINORS

- + US Dollar CAD Dollar
- + AUS Dollar US Dollar
- + NZ Dollar US Dollar
- + US Dollar SA Rand
- + US Dollar SING Dollar

Disclaimer



Euro Yen – Weekly Chart:

Price has pulled back ahead of the long term 152.07 76.4% retracement.

The 128.47 38.2% retracement is now in focus.



Euro Yen

Summary

MAJORS

- + Euro Dollar
- + Dollar Yen
- + Dollar Swiss
- + Sterling Dollar
- + US Dollar Index

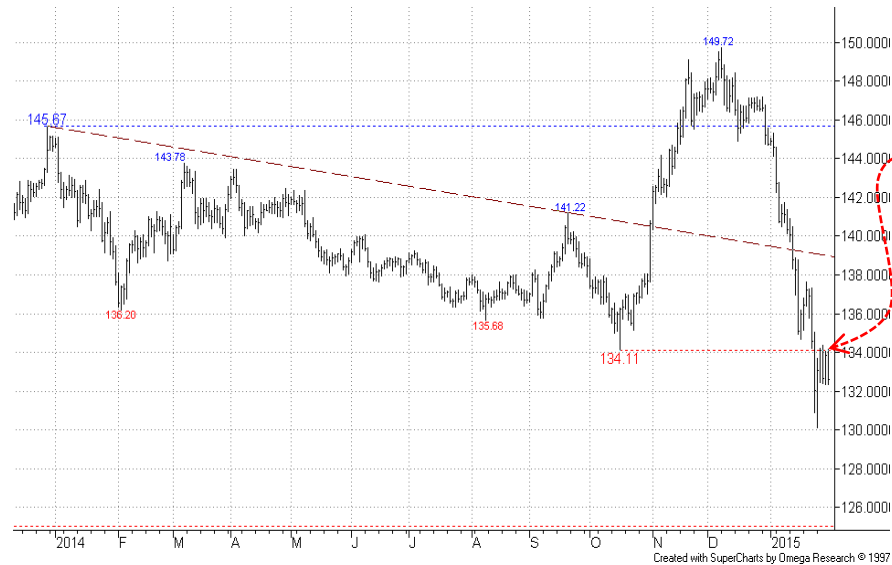
CROSSES

- + Euro Yen
- + Euro Sterling
- + Euro Swiss
- + Sterling Yen

MINORS

- + US Dollar CAD Dollar
- + AUS Dollar US Dollar
- + NZ Dollar US Dollar
- + US Dollar SA Rand
- + US Dollar SING Dollar

Disclaimer



Euro Yen – Daily Chart:

Price has stayed weak overall, recently breaching the Oct low of 134.11. There is little sign of bear fatigue, with interest as much in the longer term charts at present. Resistance is offered by the Oct low, ahead of a falling return line around 139.00 currently.

We maintain a bear stance here.



Euro Sterling

Summary

MAJORS

- + Euro Dollar
- + Dollar Yen
- + Dollar Swiss
- + Sterling Dollar
- + US Dollar Index

CROSSES

- + Euro Yen
- + Euro Sterling
- + Euro Swiss
- + Sterling Yen

MINORS

- + US Dollar CAD Dollar
- + AUS Dollar US Dollar
- + NZ Dollar US Dollar
- + US Dollar SA Rand
- + US Dollar SING Dollar

Disclaimer



Euro Sterling – Monthly Chart:

The market has fallen through earlier 61.8% support now, opening the way towards lower 0.7305 76.4% support.



Euro Sterling – Weekly Chart:

The market continues in pullback mode, violating the 2012 low. A bear channel base at 0.7375 offers next support.



Euro Sterling

Summary

MAJORS

- + Euro Dollar
- + Dollar Yen
- + Dollar Swiss
- + Sterling Dollar
- + US Dollar Index

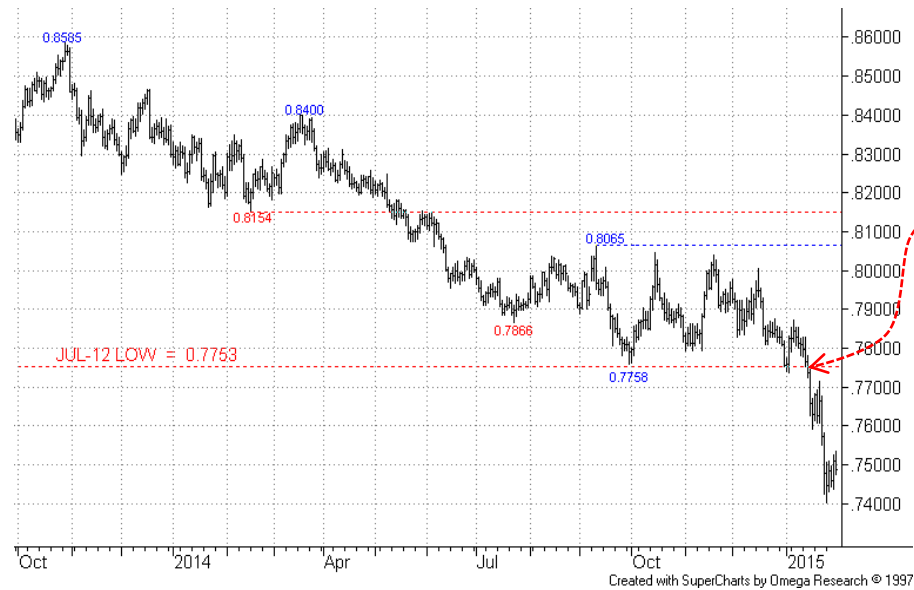
CROSSES

- + Euro Yen
- + Euro Sterling
- + Euro Swiss
- + Sterling Yen

MINORS

- + US Dollar CAD Dollar
- + AUS Dollar US Dollar
- + NZ Dollar US Dollar
- + US Dollar SA Rand
- + US Dollar SING Dollar

Disclaimer



Euro Sterling – Daily Chart:

Recent weakness saw bears gain a new lease of life, with little sign of fatigue as yet. The 0.7750s now offer first resistance.

We maintain a bear stance here.



Euro Swiss

Summary

MAJORS

- + Euro Dollar
- + Dollar Yen
- + Dollar Swiss
- + Sterling Dollar
- + US Dollar Index

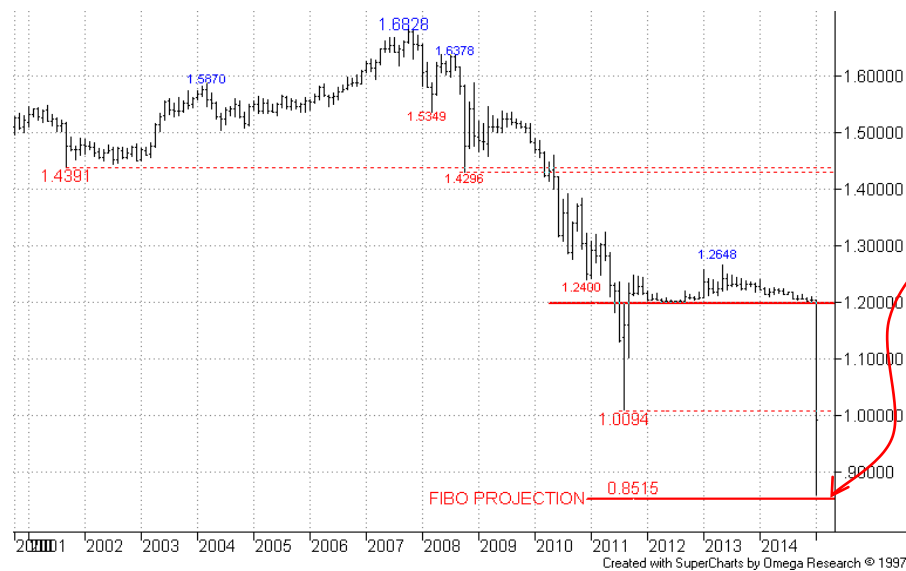
CROSSES

- + Euro Yen
- + Euro Sterling
- + Euro Swiss
- + Sterling Yen

MINORS

- + US Dollar CAD Dollar
- + AUS Dollar US Dollar
- + NZ Dollar US Dollar
- + US Dollar SA Rand
- + US Dollar SING Dollar

Disclaimer



Euro Swiss – Monthly Chart:

Renewed weakness pushed below the 1.0094 2011 low, exposing a Fibo projection at **0.8515**.



Euro Swiss – Weekly Chart:

The old SNB 1.2000 floor now reverts to resistance



Euro Swiss

Summary

MAJORS

- + Euro Dollar
- + Dollar Yen
- + Dollar Swiss
- + Sterling Dollar
- + US Dollar Index

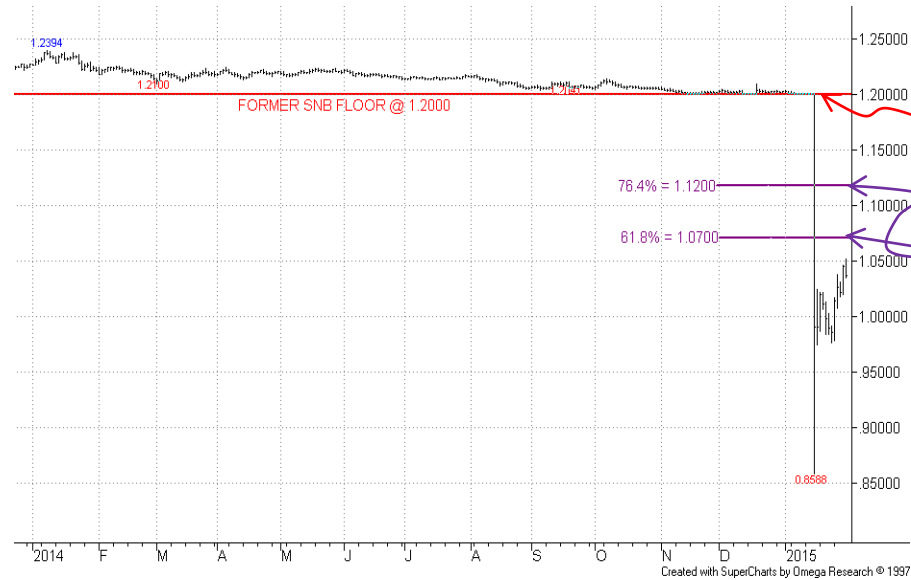
CROSSES

- + Euro Yen
- + Euro Sterling
- + Euro Swiss
- + Sterling Yen

MINORS

- + US Dollar CAD Dollar
- + AUS Dollar US Dollar
- + NZ Dollar US Dollar
- + US Dollar SA Rand
- + US Dollar SING Dollar

Disclaimer



Euro Swiss – Daily Chart:

Earlier breach of 1.2000 support gave bears a boost. Initial reactions to such moves can be large, so keep in mind the 1.0700 61.8% and 1.1200 76.4% rebound levels.

We maintain a sidelined stance for now.



Sterling Yen

Summary

MAJORS

- + Euro Dollar
- + Dollar Yen
- + Dollar Swiss
- + Sterling Dollar
- + US Dollar Index

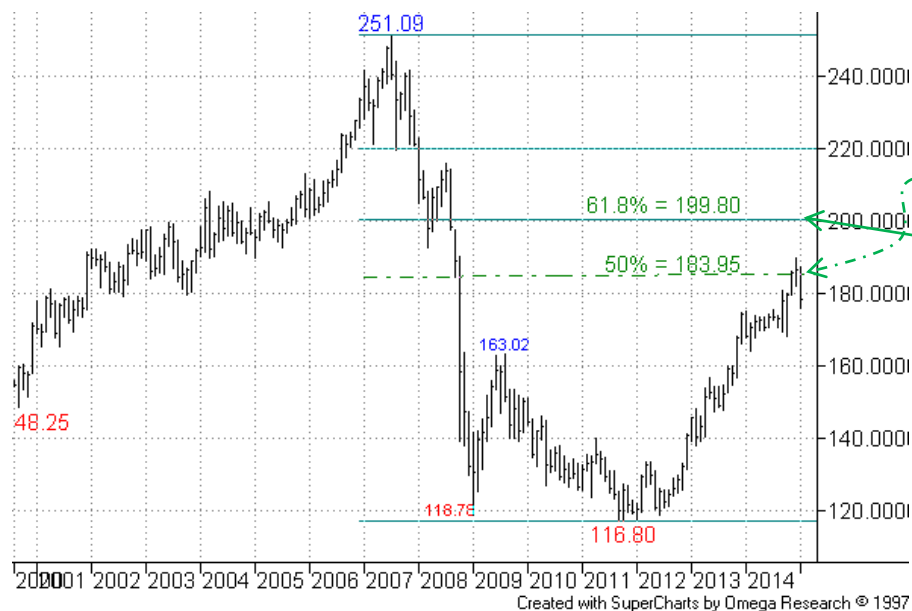
CROSSES

- + Euro Yen
- + Euro Sterling
- + Euro Swiss
- + Sterling Yen

MINORS

- + US Dollar CAD Dollar
- + AUS Dollar US Dollar
- + NZ Dollar US Dollar
- + US Dollar SA Rand
- + US Dollar SING Dollar

Disclaimer



Sterling Yen – Monthly Chart:

Renewed strength recently saw prices erode the 183.95 50% level, opening up higher 61.8% near 200.00.



Sterling Yen – Weekly Chart:

A pullback is in process, initial support possible at/above the 168.00 Oct low.



Sterling Yen

Summary

MAJORS

- + Euro Dollar
- + Dollar Yen
- + Dollar Swiss
- + Sterling Dollar
- + US Dollar Index

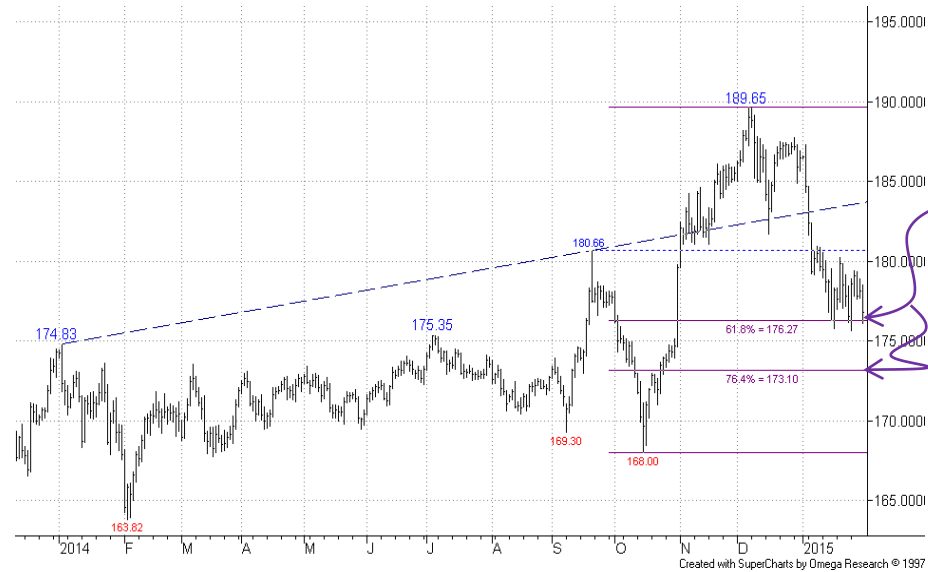
CROSSES

- + Euro Yen
- + Euro Sterling
- + Euro Swiss
- + Sterling Yen

MINORS

- + US Dollar CAD Dollar
- + AUS Dollar US Dollar
- + NZ Dollar US Dollar
- + US Dollar SA Rand
- + US Dollar SING Dollar

Disclaimer



Sterling Yen – Daily Chart:

Prices remain in correction mode, with s/term focus on support from the 61.8% retracement.

We maintain an overall bull stance here.



MINORS

In **USD/CAD** price stays firm after breach of a channel top. **AUD/USD** has stayed weak, after earlier breaching channel base support. **NZD/USD** price action has stayed weak after previous choppy period. **USD/ZAR** has stayed consolidative for now. **USD/SGD** recovery is putting pressure on interesting long term technical levels.

Summary

MAJORS

- + Euro Dollar
- + Dollar Yen
- + Dollar Swiss
- + Sterling Dollar
- + US Dollar Index

CROSSES

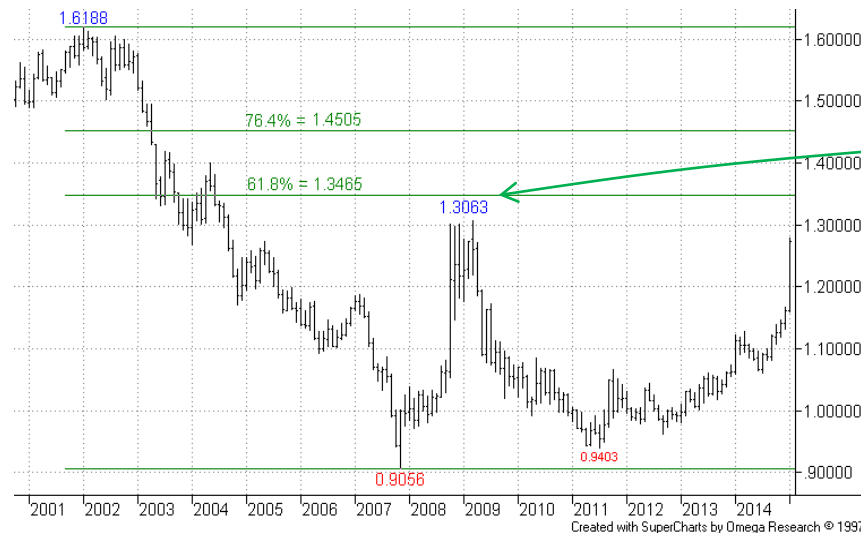
- + Euro Yen
- + Euro Sterling
- + Euro Swiss
- + Sterling Yen

MINORS

- + US Dollar CAD Dollar
- + AUS Dollar US Dollar
- + NZ Dollar US Dollar
- + US Dollar SA Rand
- + US Dollar SING Dollar

Disclaimer

US Dollar CAD Dollar



US Dollar CAD Dollar – Monthly Chart:

The recovery off the 0.9056 Nov-07 low failed to reach the next retracement level of the 2002-2007 losses, at 61.8%.

The subsequent pullback proved to be deep.



US Dollar CAD Dollar

Summary

MAJORS

- + Euro Dollar
- + Dollar Yen
- + Dollar Swiss
- + Sterling Dollar
- + US Dollar Index

CROSSES

- + Euro Yen
- + Euro Sterling
- + Euro Swiss
- + Sterling Yen

MINORS

- + US Dollar CAD Dollar
- + AUS Dollar US Dollar
- + NZ Dollar US Dollar
- + US Dollar SA Rand
- + US Dollar SING Dollar

Disclaimer



US Dollar CAD Dollar – Weekly Chart:

Recovery recently saw price violate the 1.2200 76.4% level, bulls' eyes swivelling towards the 1.3063 2009 high.



US Dollar CAD Dollar

Summary

MAJORS

- + Euro Dollar
- + Dollar Yen
- + Dollar Swiss
- + Sterling Dollar
- + US Dollar Index

CROSSES

- + Euro Yen
- + Euro Sterling
- + Euro Swiss
- + Sterling Yen

MINORS

- + US Dollar CAD Dollar
- + AUS Dollar US Dollar
- + NZ Dollar US Dollar
- + US Dollar SA Rand
- + US Dollar SING Dollar

Disclaimer





AUS Dollar US Dollar

Summary

MAJORS

- + Euro Dollar
- + Dollar Yen
- + Dollar Swiss
- + Sterling Dollar
- + US Dollar Index

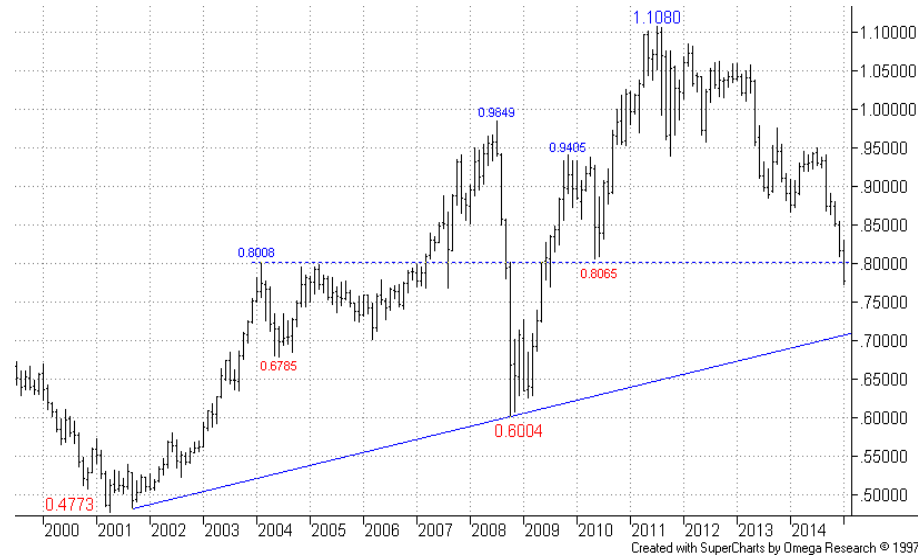
CROSSES

- + Euro Yen
- + Euro Sterling
- + Euro Swiss
- + Sterling Yen

MINORS

- + US Dollar CAD Dollar
- + AUS Dollar US Dollar
- + NZ Dollar US Dollar
- + US Dollar SA Rand
- + US Dollar SING Dollar

Disclaimer



AUS Dollar US Dollar – Monthly Chart:

The market has continued its correction.



AUS Dollar US Dollar – Weekly Chart:

Weakness recently saw price breaching the 0.7943 61.8% retracement, eyes now on the 0.7200 76.4% level.



AUS Dollar US Dollar

Summary

MAJORS

- + Euro Dollar
- + Dollar Yen
- + Dollar Swiss
- + Sterling Dollar
- + US Dollar Index

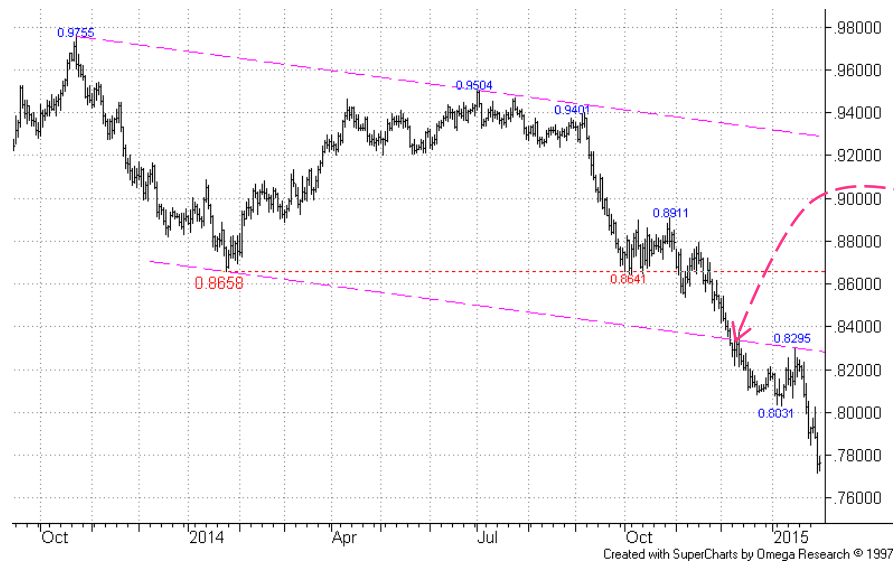
CROSSES

- + Euro Yen
- + Euro Sterling
- + Euro Swiss
- + Sterling Yen

MINORS

- + US Dollar CAD Dollar
- + AUS Dollar US Dollar
- + NZ Dollar US Dollar
- + US Dollar SA Rand
- + US Dollar SING Dollar

Disclaimer



AUS Dollar US Dollar – Daily Chart:

Price is weakening further, following an earlier drop through the channel base projection.

With lower targets now of interest, attention is as much in the longer term charts.

We maintain a bear stance here.



NZ Dollar US Dollar

Summary

MAJORS

- + Euro Dollar
- + Dollar Yen
- + Dollar Swiss
- + Sterling Dollar
- + US Dollar Index

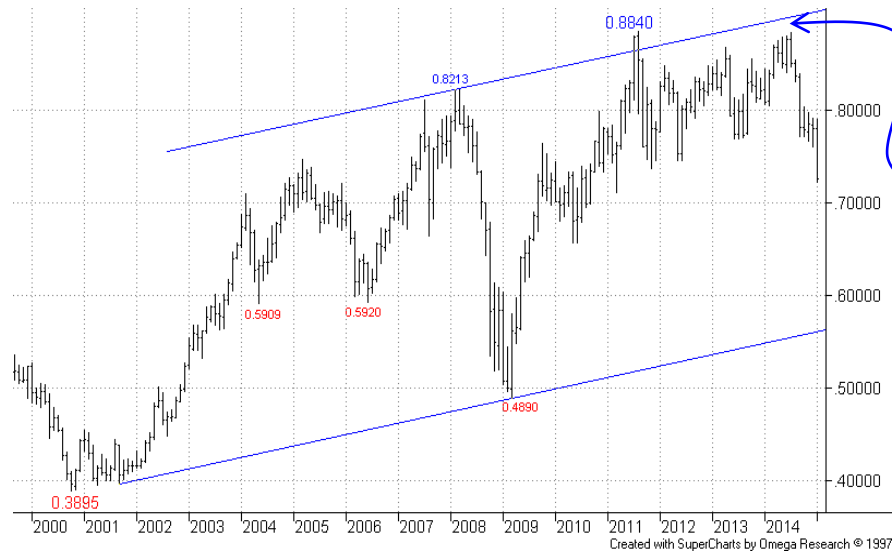
CROSSES

- + Euro Yen
- + Euro Sterling
- + Euro Swiss
- + Sterling Yen

MINORS

- + US Dollar CAD Dollar
- + AUS Dollar US Dollar
- + NZ Dollar US Dollar
- + US Dollar SA Rand
- + US Dollar SING Dollar

Disclaimer



NZ Dollar US Dollar – Monthly Chart:

Latest recovery failed near the long term bull channel top.



NZ Dollar US Dollar – Weekly Chart:

The downmove earlier saw violation of a channel base, with the 0.7330 38.2% retracement now eroded.



NZ Dollar US Dollar

Summary

MAJORS

- + Euro Dollar
- + Dollar Yen
- + Dollar Swiss
- + Sterling Dollar
- + US Dollar Index

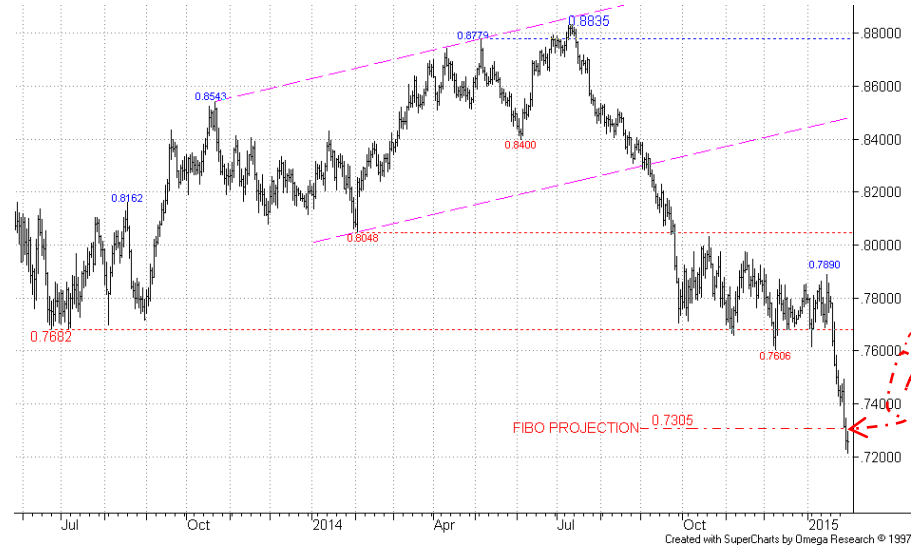
CROSSES

- + Euro Yen
- + Euro Sterling
- + Euro Swiss
- + Sterling Yen

MINORS

- + US Dollar CAD Dollar
- + AUS Dollar US Dollar
- + NZ Dollar US Dollar
- + US Dollar SA Rand
- + US Dollar SING Dollar

Disclaimer



NZ Dollar US Dollar – Daily Chart:

Fresh weakness is being seen after a 3-month period of choppy price action. Our Fibo projection just above **0.7500** proved rubbish in the end with bears showing no signs of fatigue as yet.

We maintain a bear stance for now.



US Dollar SA Rand

Summary

MAJORS

- + Euro Dollar
- + Dollar Yen
- + Dollar Swiss
- + Sterling Dollar
- + US Dollar Index

CROSSES

- + Euro Yen
- + Euro Sterling
- + Euro Swiss
- + Sterling Yen

MINORS

- + US Dollar CAD Dollar
- + AUS Dollar US Dollar
- + NZ Dollar US Dollar
- + US Dollar SA Rand
- + US Dollar SING Dollar

Disclaimer



US Dollar SA Rand – Monthly Chart:

The market's recovery has turned attention on the 11.8550 2008 high and 76.4% level.



US Dollar SA Rand – Weekly Chart:

Recovery from a former 23.6 % retracement continues.



US Dollar SA Rand

Summary

MAJORS

- + Euro Dollar
- + Dollar Yen
- + Dollar Swiss
- + Sterling Dollar
- + US Dollar Index

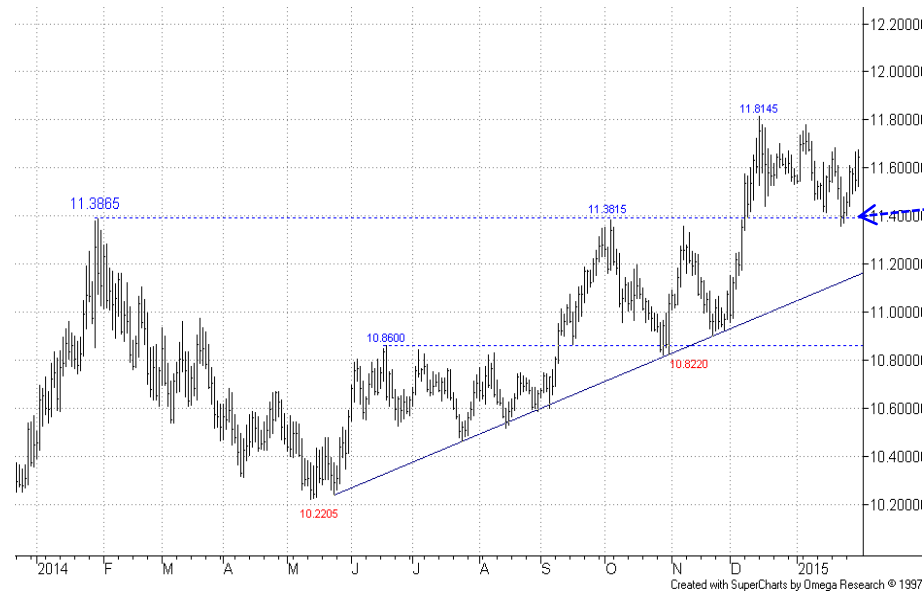
CROSSES

- + Euro Yen
- + Euro Sterling
- + Euro Swiss
- + Sterling Yen

MINORS

- + US Dollar CAD Dollar
- + AUS Dollar US Dollar
- + NZ Dollar US Dollar
- + US Dollar SA Rand
- + US Dollar SING Dollar

Disclaimer



US Dollar SA Rand – Daily Chart:

The chart remains in consolidation mode, with first support offered by the 11.3865 Jan high area staying intact for now.

Interest is as much in the longer term charts at present.

We maintain a bull stance here.



US Dollar SING Dollar

Summary

MAJORS

- + Euro Dollar
- + Dollar Yen
- + Dollar Swiss
- + Sterling Dollar
- + US Dollar Index

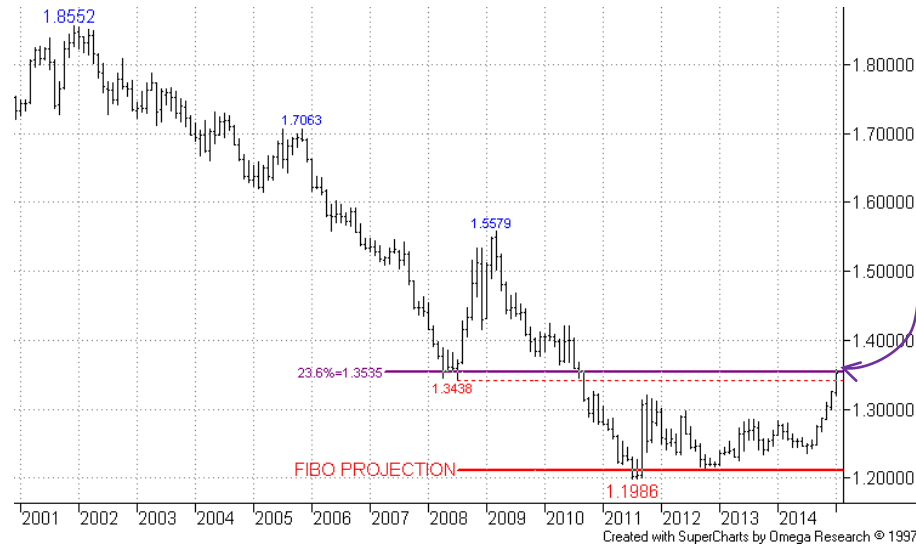
CROSSES

- + Euro Yen
- + Euro Sterling
- + Euro Swiss
- + Sterling Yen

MINORS

- + US Dollar CAD Dollar
- + AUS Dollar US Dollar
- + NZ Dollar US Dollar
- + US Dollar SA Rand
- + US Dollar SING Dollar

Disclaimer



US Dollar SING Dollar – Monthly Chart:

Recovery has turned attention towards the long term 1.3535 23.6% retracement.



US Dollar SING Dollar – Weekly Chart:

Key dual Fibo resistance at 1.3360 (a 61.8% level and 38.2% level of the fall from Mar-09 high) has been eroded now.



US Dollar SING Dollar

Summary

MAJORS

- + Euro Dollar
- + Dollar Yen
- + Dollar Swiss
- + Sterling Dollar
- + US Dollar Index

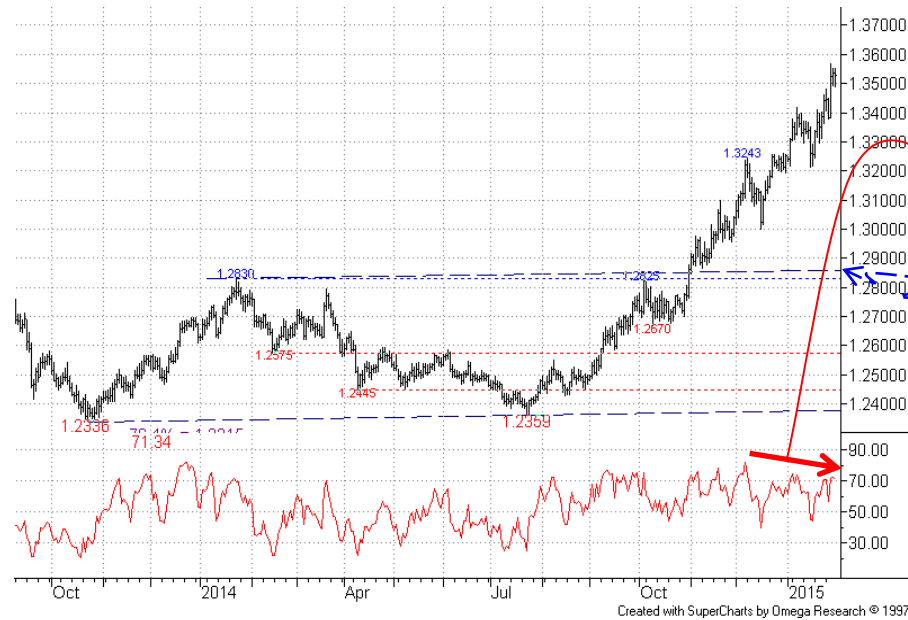
CROSSES

- + Euro Yen
- + Euro Sterling
- + Euro Swiss
- + Sterling Yen

MINORS

- + US Dollar CAD Dollar
- + AUS Dollar US Dollar
- + NZ Dollar US Dollar
- + US Dollar SA Rand
- + US Dollar SING Dollar

Disclaimer



US Dollar SING Dollar – Daily Chart:

The market remains firm, and the negative RSI divergence stays in place, still hinting at temporary bull fatigue. Note support is offered by the old channel top, around 1.2570.

Interest is as much in the longer term charts at present.

We maintain a bull stance here.



SEVEN DAYS AHEAD

Authorised and Regulated by the FSA

124 REGENTS PARK ROAD LONDON NW18XL

TEL +44 (0) 7849 922573 E-MAIL msturdy@sevendaysahead.com,
pallwright@sevendaysahead.com

WEB SITE SEVENDAYS Ahead.COM

The material and information set out in this research is not intended to be a quote of an offer to buy or sell any financial products. Any expression of opinion is based on sources believed to be reasonably reliable but is not guaranteed as to accuracy or completeness.

The material and information herein is general and for informational purposes only. Although Seven Days Ahead endeavours to provide useful information they make no guarantee as to the accuracy or reliability of the research.

The derivative market comprises volatility and considerable risks. To the maximum extent permitted by law no responsibility or liability can be accepted by Seven Days Ahead, any company or employee within its group for any action taken as a result of the information contained in this presentation. You are requested not to rely on any representation in this research and to seek specific advice from your accountant, legal adviser or financial services adviser when dealing with specific circumstances.

Seven Days Ahead is regulated by the UK Financial Services Authority.

[Back to main menu](#)