7th July 2015

the technical analyst
AWARDS 2012
FINALIST BEST COMMODITY, ENERGY & POWER RESEARCH & STRATEGY

Summary

SOY
+ Soy Bean
+ Soy Bean Oil
+ Soy Bean Meal

OTHER
+ Corn
+ Rapeseed

Soy and Grains Technical Analysis

Mark Sturdy

Authorised and regulated by the FCA

Disclaimer

Summary

SOY Markets : ***Last week: Meal and Beans have been sharply bullish. Our optimism for Meal has been right. And bouncing off prior lows they could go a good deal further – without ever being compelling technical buys. Meal is ahead having broken resistance, Beans are on the cusp.*** **This week**. Beans have rallied back into a trading range. Oil is testing a diagonal support. Meal is at the top of a trading range where we would go SQUARE.

Summary

SOY

+ Soy Bean
+ Soy Bean Oil
+ Soy Bean Meal

OTHER

+ Corn
+ Rapeseed

SOY: Soy Bean

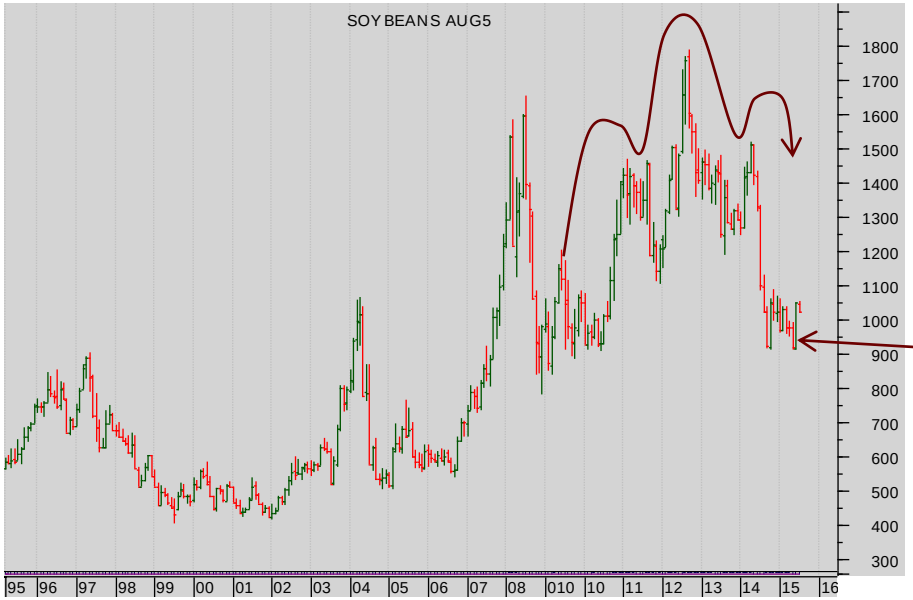

Monthly Chart continuation:

The breakdown of the rising trend is clear.

Moreover, aren't we in the grip of **a H&S reversal pattern?**

The long-term bears need a break of the recent low at 904.

SEVEN DAYS AHEAD

SOY: Soy Bean

Summary

SOY
+ Soy Bean
+ Soy Bean Oil
+ Soy Bean Meal

OTHER
+ Corn
+ Rapeseed

Weekly Chart – Continuation:

Wait for a push beneath 904.

Daily Chart AUG15:

This suggests the crucial level beneath the market is down at 935.

We were sellers but the rally back into the trading range has routed the bears.

Stand back.

Summary

SOY
+ Soy Bean
+ Soy Bean Oil
+ Soy Bean Meal

OTHER
+ Corn
+ Rapeseed

SOY: Soy Bean Oil

Monthly Chart Continuation:

The bear trend is still underway.

There has been no significant retracement for the last year.

Weekly Chart – Continuation:

But this lacks clarity...

The market remains stalled.

But bears should watch closely for a break up above 37

More

SEVEN DAYS AHEAD

Summary

SOY

+ Soy Bean
+ Soy Bean Oil
+ Soy Bean Meal

OTHER

+ Corn
+ Rapeseed

SOY: Soy Bean Oil

Daily Sep 15 Chart

The market is lacking clarity of structure.

Stand back.

Watch the diagonal.

SOY: Soy Bean Meal

Summary

SOY
+ Soy Bean
+ Soy Bean Oil
+ Soy Bean Meal

OTHER
+ Corn
+ Rapeseed

Monthly Chart Continuation:

The diagonal support has been smashed.

And a Double Top completed....

Look closer.

Especially the resistance up at 389.

Weekly Chart – continuation:

The bears needed a break of 295.

The bounce could go a good deal further – first resistance at 385.

More

SOY: Soy Bean Meal

Daily Chart Aug 15

Watch the range.

Summary

SOY

+ Soy Bean
+ Soy Bean Oil
+ Soy Bean Meal

OTHER

+ Corn
+ Rapeseed

Summary

CORN and RAPESEED and WHEAT: ***Last week: Corn and Rapeseed are encouraging the bears to look to sell as they approach powerful resistance. But Wheat? It's a terrific buy!***

This week: Wheat has moved so far that square feels right and that, together with the overbought , top of the range feel of Corn and Rapeseed, encourages the sell side with close stops **IN ALL THREE MARKETS.**

Summary

SOY

+ Soy Bean
+ Soy Bean Oil
+ Soy Bean Meal

OTHER

+ Corn
+ Rapeseed

OTHER : Corn

Monthly Cont. Chart

The triple failure at the 800 level (having tested above it and been unable to sustain that break) was ominous for the bulls.

The completed a long-term Double Top encouraged fresh selling...

(The minimum move for the Double Top? About 300)

This is a well-structured bear market.

Look closer.

More

SEVEN DAYS AHEAD

Summary

SOY

+ Soy Bean
+ Soy Bean Oil
+ Soy Bean Meal

OTHER

+ Corn
+ Rapeseed

OTHER : Corn

Weekly cont. Chart

In greater detail.

The market is working itself lower against the resistance at the successive prior lows.

Watch for a break up through the band of resistance 414/425.

Daily bar chart Sep15 contract

Only a break above the 414/425/433 levels would really get the bulls going...

OTHER: Rapeseed

Summary

SOY
+ Soy Beans
+ Soy Bean Oil
+ Soy Bean Meal

OTHER
+ Corn
+ Rapeseed

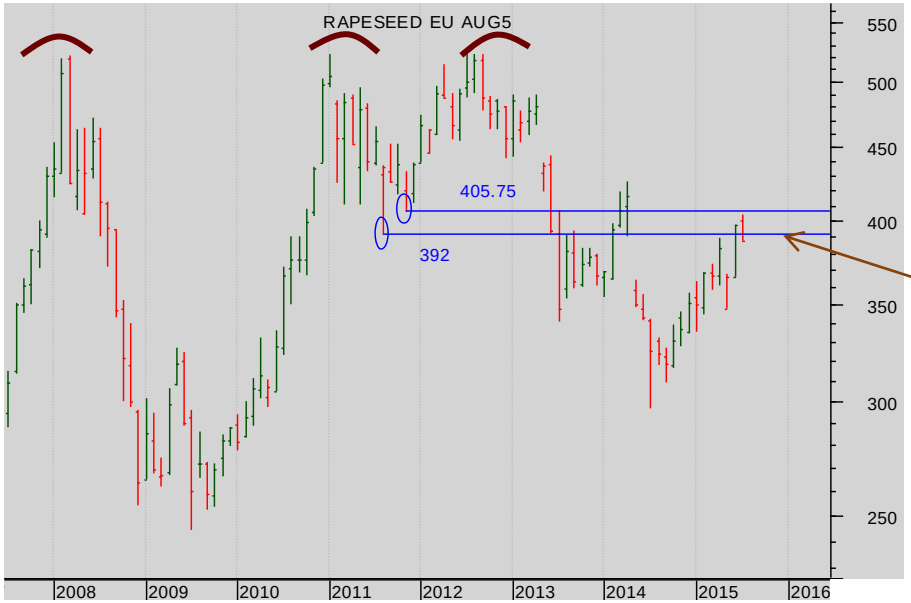

Monthly Chart Continuation:

The third failure above 500 looks bearish for the market.

The initial break beneath 385 set up the bear scenario ...

Is the rally back a selling opportunity?

Look closer.

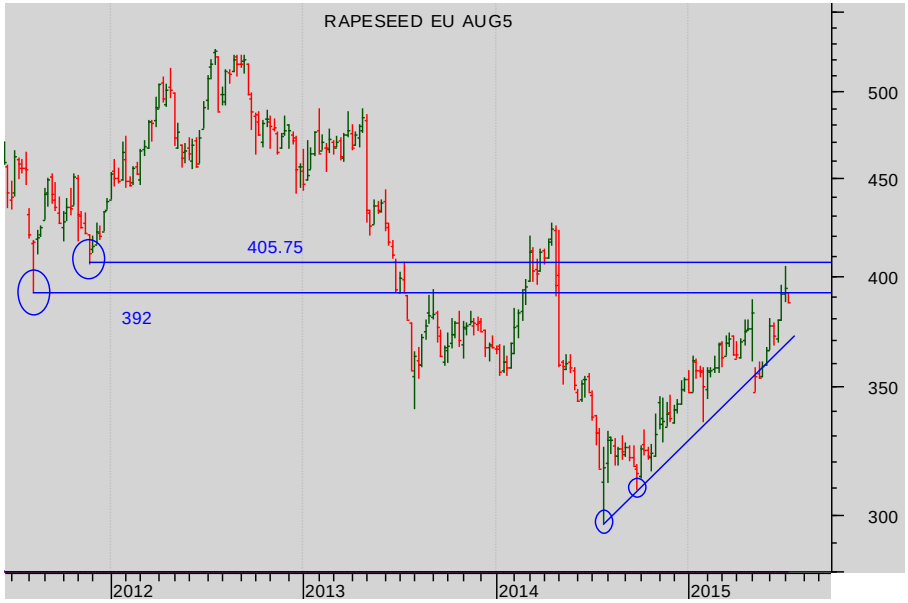

Weekly chart

The detail of the rally back – reveals that this is the second attempt to break up through 392/405.

Sell into a failure....

More

Summary

SOY

+ Soy Beans
+ Soy Bean Oil
+ Soy Bean Meal

OTHER

+ Corn
+ Rapeseed

OTHER: Rapeseed

Daily Chart :

In the week and month chart we said sell into failure.

That means on this chart a break back through the combined horizontal and diagonal support at 379

SEVEN DAYS AHEAD

OTHER: Wheat

Summary

SOY

+ Soy Beans
+ Soy Bean Oil
+ Soy Bean Meal

OTHER

+ Corn
+ Wheat

Monthly Chart Continuation:

The market has bounced off the critical support of 434.

Look closer

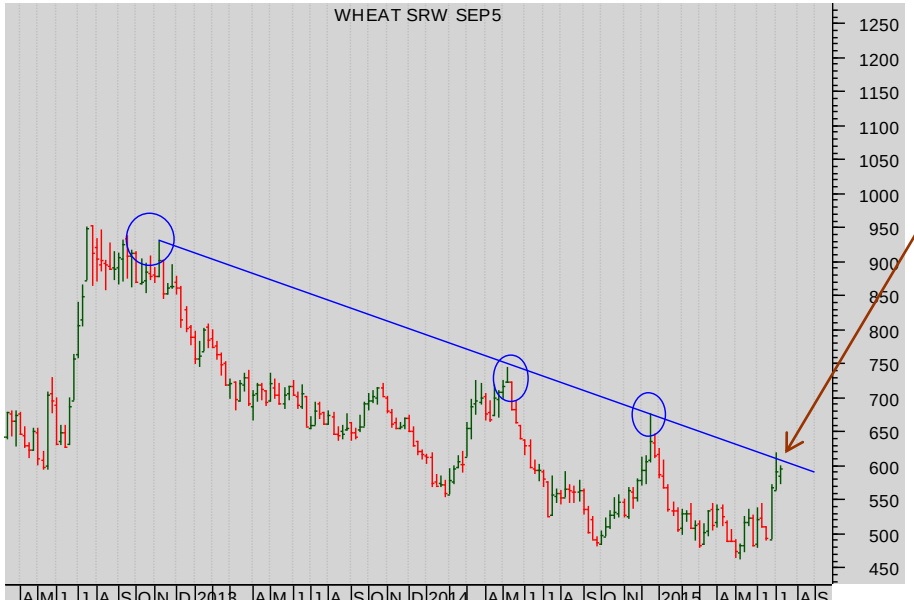

Weekly chart

The bulls need a break of the falling diagonal.

OTHER: Wheat

Daily Jul 15 futures Chart:

Yet this break up through the horizontals 540/550 is an exciting bull break.
Taken in conjunction with the long-term market's structure..

We are bulls with Stops beneath 540.

And would add on a break above the recent high at 615 or so.

Summary

SOY
+ Soy Beans
+ Soy Bean Oil
+ Soy Bean Meal

OTHER
+ Corn
+ Wheat

SEVEN DAYS AHEAD
Authorised and Regulated by the FCA
124 REGENTS PARK ROAD LONDON NW18XL
TEL +44 (0) 7849 922573
E-MAIL msturdy@sevendaysahead.com,
WEB SITE SEVENDAYSAHEAD.COM

The material and information set out in this research is not intended to be a quote of an offer to buy or sell any financial products. Any expression of opinion is based on sources believed to be reasonably reliable but is not guaranteed as to accuracy or completeness.

The material and information herein is general and for informational purposes only. Although Seven Days Ahead endeavours to provide useful information they make no guarantee as to the accuracy or reliability of the research.
The derivative market comprises volatility and considerable risks. To the maximum extent permitted by law no responsibility or liability can be accepted by Seven Days Ahead, any company or employee within its group for any action taken as a result of the information contained in this presentation. You are requested not to rely on any representation in this research and to seek specific advice from your accountant, legal adviser or financial services adviser when dealing with specific circumstances.

Seven Days Ahead is regulated by the UK Financial Conduct Authority.

Back to main menu